

Redland
CITY COUNCIL

MINUTES

GENERAL MEETING

Wednesday, 22 November 2017

**The Council Chambers
91-93 Bloomfield Street
CLEVELAND QLD**

Table of Contents

Item	Subject	Page No
1	DECLARATION OF OPENING	1
2	RECORD OF ATTENDANCE AND LEAVE OF ABSENCE.....	1
	2.1 LEAVE OF ABSENCE – CR TALTY	1
3	DEVOTIONAL SEGMENT.....	2
4	RECOGNITION OF ACHIEVEMENT.....	2
5	RECEIPT AND CONFIRMATION OF MINUTES.....	3
	5.1 GENERAL MEETING MINUTES 8 NOVEMBER 2017.....	3
6	MATTERS OUTSTANDING FROM PREVIOUS COUNCIL MEETING MINUTES.....	3
7	PUBLIC PARTICIPATION.....	3
8	PETITIONS AND PRESENTATIONS.....	4
	8.1 PETITION – CR ELLIOTT.....	4
	8.1.1 REQUESTING COUNCIL WITHDRAW ITS SUPPORT FOR THE PROPOSED TOONDAH HARBOUR RESIDENTIAL DEVELOPMENT	4
	8.2 PRESENTATION – CR WILLIAMS	4
	8.2.1 ASIAN BUSINESS MISSION – SEPTEMBER 2017	4
9	MOTION TO ALTER THE ORDER OF BUSINESS	4
10	DECLARATION OF MATERIAL PERSONAL INTEREST OR CONFLICT OF INTEREST ON ANY ITEMS OF BUSINESS	5
11	REPORTS TO COUNCIL	6
	11.1 ORGANISATIONAL SERVICES	6
	11.1.1 OPERATIONAL PLAN QUARTERLY PERFORMANCE REPORT SEPTEMBER 2017	6
	11.1.2 REPORT OF THE AUDIT COMMITTEE FROM 12 OCTOBER 2017	10
	11.1.3 OCTOBER 2017 MONTHLY FINANCIAL REPORT.....	12
	11.2 COMMUNITY & CUSTOMER SERVICES.....	16
	11.2.1 DECISIONS MADE UNDER DELEGATED AUTHORITY FOR CATEGORY 1, 2, & 3 DEVELOPMENT APPLICATIONS.....	16
	11.2.2 DEVELOPMENT AND PLANNING RELATED APPEALS LIST – CURRENT AS AT 9 NOVEMBER 2017	18
12	MAYORAL MINUTE.....	21

13	NOTICES OF MOTION TO REPEAL OR AMEND RESOLUTIONS	21
14	NOTICES OF MOTION.....	21
15	URGENT BUSINESS WITHOUT NOTICE	21
16	CONFIDENTIAL ITEMS	22
16.1	OFFICE OF CEO	22
	16.1.1 REDLAND INVESTMENT CORPORATION – 2016/17 ANNUAL FINANCIAL STATEMENTS.....	22
16.2	COMMUNITY & CUSTOMER SERVICES.....	23
	16.2.1 2017/2018 SPONSORSHIP APPLICATIONS ROUND 1 – OVER \$15,000	23
17	CLOSED SESSION	24
17.1	COMMUNITY & CUSTOMER SERVICES.....	25
	17.1.1 MCU012812 (APPEAL 3641/15) – KING OF GIFTS APPEAL UPDATE	25
	17.1.2 APPEAL CA11075/17 – NERINDA PTY LTD V REDLAND CITY COUNCIL & OTHERS (MCU013296).....	26
18	CONFIDENTIAL ITEM.....	27
18.1	INFRASTRUCTURE & OPERATIONS.....	27
	18.1.1 SOLE SUPPLIER – CARD ACCESS SERVICES.....	27
19	MEETING CLOSURE	28

1 DECLARATION OF OPENING

The Mayor declared the meeting open at 9.33am and acknowledged the Quandamooka people, who are the traditional custodians of the land on which Council meets.

The Mayor also paid Council's respect to their elders, past and present, and extended that respect to other indigenous Australians who are present.

2 RECORD OF ATTENDANCE AND LEAVE OF ABSENCE

MEMBERS PRESENT:

Cr K Williams	Mayor
Cr W Boglary	Deputy Mayor and Councillor Division 1
Cr P Mitchell	Councillor Division 2
Cr P Gollè	Councillor Division 3
Cr L Hewlett	Councillor Division 4
Cr M Edwards	Councillor Division 5
Cr M Elliott	Councillor Division 7
Cr T Huges	Councillor Division 8
Cr P Gleeson	Councillor Division 9
Cr P Bishop	Councillor Division 10

EXECUTIVE LEADERSHIP TEAM:

Andrew Chesterman	Chief Executive Officer
John Oberhardt	General Manager Organisational Services
Louise Rusan	General Manager Community & Customer Services
Peter Best	General Manager Infrastructure & Operations
Deborah Corbett-Hall	Chief Financial Officer
Amanda Daly	Head of Human Resources
Andrew Ross	General Counsel

2.1 LEAVE OF ABSENCE – CR TALTY

Moved by: Cr M Edwards
Seconded by: Cr P Gleeson

That a leave of absence be granted for Cr Talty.

CARRIED 9/0

Crs Boglary, Mitchell, Gollè, Hewlett, Edwards, Huges, Gleeson, Bishop and Williams voted FOR the motion.

Cr Elliott was not present when the motion was put.

Cr Talty was absent from the meeting.

MINUTES

Sue Kerr Corporate Meetings & Registers Coordinator

COUNCILLOR ABSENCES DURING THE MEETING

Cr Elliott entered the meeting at 9.41am

Cr Gollè left the meeting at 9.59am (during Item 8) and returned at 10.08am (during Item 11.1.1)

3 DEVOTIONAL SEGMENT

Pastor Stephen Thomas, South Redlands Baptist Church and a member of the Ministers' Fellowship led Council in a brief devotional segment.

4 RECOGNITION OF ACHIEVEMENT

LUKE HARVEY

The Mayor gave recognition to Luke Harvey:

Today I would like to recognise Luke Harvey and recognise the incredible talent of this young man who happens to be Redlands latest World Champion.

We may think we all live busy lives, but I am always astounded by the young people in our city and what they achieve at such a young age, but not too many of us can say that in the past two months we have been crowned a world champion and also graduated from high school. Well Luke can certainly say that.

In the middle of studying for his year 12 exams at Victoria Point High School – which we all probably remember is a pretty tedious, horrible, busy time in our lives. Luke took some time out to fly to Rotterdam where he won the 16-19 year age group in the ITU World Triathlon Grand Finals.

Luke competes with our own Sharks locally and over the years has accumulated a very impressive collection of awards for his pool room including the 2016/17 QLD Nissan State Series age and overall champion.

While the World Champion crown is his biggest prize so far, it didn't come all that easy. By his own admission Luke didn't have a great lead up to the world championships, with illness hampering his preparation and he took the number one spot by just 0.05 seconds, but like a true Redlander, Luke is a fighter and he dug deep during the race. I would like to read you a couple of excerpts from Luke's blog, just to paint the picture of his true character:

This describes part of Luke's world champion swim leg:

"It was a wetsuit swim and we lined up on the pontoon at 4pm, 40 minutes after the previous wave. Not even 4 strokes in, my ankle was pulled back and it was one of the roughest swims I have ever had. About 200m in I was kicked in the face and my nose started bleeding - luckily the cold water froze the blood flow and it stopped rather quickly. I was on the inside hitting the first buoy and knew I would have to fight my way around. I lifted my head up and increased my stroke rate to clear the people around me. For the rest of the swim I was kicked in the eye another two times, so I glided to empty some of the water out of my goggles to see."

Who said triathlon was a no contact sport?

So, not letting several kicks in the face deter him, Luke pushed on and we pick up his blog in the final stages of the run leg he says:

"One of the others picked up the pace and I matched it, keeping him on the outside of the turns. This brought it down to the two of us. We ran out of the park and into the cobblestone streets. I thought the finish was just around the corner and went for it. I was now by myself, sprinting and I turned the corner only to see another street. I kept going but started fading. My lead started disappearing and I just tried to keep going. After another two turns I was able to see the finish and grabbed a small Australian flag to cross the line with, as World Champion!"

Congratulations Luke. We can learn so much from you for your fortitude and your commitment to your sport and we are very, very proud of you as I am sure your parents Trevor and Megan are.

The Mayor then invited Councillor Hewlett to present Luke with a certificate.

5 RECEIPT AND CONFIRMATION OF MINUTES

5.1 GENERAL MEETING MINUTES 8 NOVEMBER 2017

COUNCIL RESOLUTION

Moved by: Cr P Bishop
Seconded by: Cr T Huges

That the minutes of the General Meeting of Council held on 18 October 2017 be confirmed.

CARRIED 10/0

Crs Boglary, Mitchell, Gollè, Hewlett, Edwards, Elliott, Huges, Gleeson, Bishop and Williams voted FOR the motion.

Cr Talty was absent from the meeting.

6 MATTERS OUTSTANDING FROM PREVIOUS COUNCIL MEETING MINUTES

Nil.

7 PUBLIC PARTICIPATION

MOTION TO ADJOURN MEETING AT 9.48AM

Moved by: Cr P Bishop
Seconded by: Cr W Boglary

That Council adjourn the meeting for a 5 minute public participation segment.

CARRIED 10/0

Crs Boglary, Mitchell, Gollè, Hewlett, Edwards, Elliott, Huges, Gleeson, Bishop and Williams voted FOR the motion.

Cr Talty was absent from the meeting.

1. Mr Steve MacDonald, a resident of Cleveland and president of Redlands 2030, addressed Council regarding Toondah Harbour and tabled a petition.

MOTION TO RESUME MEETING AT 9.59AM

Moved by: Cr M Edwards
Seconded by: Cr W Boglary

That the meeting proceedings resume.

CARRIED 10/0

Crs Boglary, Mitchell, Gollè, Hewlett, Edwards, Elliott, Huges, Gleeson, Bishop and Williams voted FOR the motion.

Cr Talty was absent from the meeting.

8 PETITIONS AND PRESENTATIONS

8.1 PETITION – CR ELLIOTT

8.1.1 REQUESTING COUNCIL WITHDRAW ITS SUPPORT FOR THE PROPOSED TOONDAH HARBOUR RESIDENTIAL DEVELOPMENT

COUNCIL RESOLUTION

Moved by: Cr M Elliott

Seconded by: Cr P Bishop

That the petition be received and referred to the Chief Executive Officer, for consideration and a report to the Local Government.

CARRIED 10/0

Crs Boglary, Mitchell, Gollè, Hewlett, Edwards, Elliott, Huges, Gleeson, Bishop and Williams voted FOR the motion.

Cr Talty was absent from the meeting.

8.2 PRESENTATION – CR WILLIAMS

8.2.1 ASIAN BUSINESS MISSION – SEPTEMBER 2017

[Asian Business Mission](#)

9 MOTION TO ALTER THE ORDER OF BUSINESS

COUNCIL RESOLUTION

Moved by: Cr P Bishop

Seconded by: Cr M Elliott

That a confidential late item - *MCU012812 (Appeal 3641/15) – King of Gifts Appeal Update*, be received and discussed as Item 16.2.2.

The reason that is applicable for this item to be confidential, in this instance is as follows: *(f) starting or defending legal proceedings involving it.*

CARRIED 9/0

Crs Boglary, Mitchell, Hewlett, Edwards, Elliott, Huges, Gleeson, Bishop and Williams voted FOR the motion.

Cr Gollè was not present when the motion was put.

Cr Talty was absent from the meeting.

COUNCIL RESOLUTION

Moved by: Cr M Edwards

Seconded by: Cr P Mitchell

That a confidential late item – *CA11075/17 – Nerinda Pty Ltd V Redland City Council & Others (MCU013296)*, be received and discussed as Item 16.2.3.

The reason that is applicable for this item to be confidential, in this instance is as follows: *(f) starting or defending legal proceedings involving it.*

CARRIED 9/0

Crs Boglary, Mitchell, Hewlett, Edwards, Elliott, Huges, Gleeson, Bishop and Williams voted FOR the motion.

Cr Gollè was not present when the motion was put.

Cr Talty was absent from the meeting.

Mayoral report - Asian Business Mission - September 2017



Executive summary

During September Mayor Karen Williams attended the 2017 Asia Pacific Cities Summit as part of the Brisbane Lord Mayoral Business Mission. This mission saw the delegation meet with international and business representatives in Daejeon, Beijing, Chongqing, Chengdu and Shenzhen. The Mayor also took the opportunity to align visits to Redland City's sister and friendship cities in Qinhuangdao, Yongin and Kani City to further cement important relationships with these cities.

The international economic mission provided the opportunity to further develop positive business relationships for the Redlands and delivered very positive results, with five delegations and meetings either already held or due to be held in the near future with contacts made during the business mission.

The benefits of the Mayor's business mission started flowing just days after her return, beginning with a meeting with the Deputy Secretary General Mr Songming Xu and other government officials from Shenzhen. The Mayor had met Mr Xu while in Shenzhen on the business mission and had arranged to meet with him when he flew to Brisbane on the first ever Hainan Airlines Shenzhen to Brisbane international flight. During their meeting the Mayor took the opportunity to invite Mr Xu to the Redlands and has also invited Hainan Airlines to include the Redlands as part of the itinerary for their next Shenzhen to Brisbane flight.

Since the Mayor's return the Redlands has also hosted a group of international students from Korea who were brought to the Redlands by an international education company the Mayor met with while in Asia. In October a representative from Shenzhen brought a business delegation to the Redlands following a discussion with the Mayor during the Asia Pacific Cities Summit.

The Mayor and Council officers have also had meetings with representatives from the Asian delegation to discuss whether there may be any interest in an Asian university being established in the Redlands. These discussions complement the Redland City Education and Training Industry Sector Plan received by Council recently.

There are also other economic delegations set to follow as a direct result of the Mayor's business mission to Asia. This includes a delegation from Qinhuangdao who will be visiting later this year and representatives from Gifu University of Medical Science who are investigating training and education exchange opportunities with the Redlands.

Predominantly the delegations that have happened as a result of the Mayor's business delegation are focussed on the topics of education, aged care and medical training opportunities in the Redlands. These opportunities align Council's economic

development framework with the burgeoning aged care and medical training sectors in Asia. Cementing the relationships in these sectors will provide future growth opportunities in these sectors for local businesses and education providers.

Thank you to Redlands honorary ambassadors and international delegates

This mission could not have been a success without the assistance of Mr Michael Choi, Mr Tetsuo Mizuno and Mr Andrew Lee.

Mr Choi, former member for Capalaba, is well respected in business both in Australia and China and his assistance in organising meetings, arranging itineraries and making introductions to key contacts in China was vital to this business mission. Unable to attend the mission himself, Mr Choi arranged for Mr Andrew Lee to accompany me on this business mission and I extend my gratitude to Mr Lee for his assistance also.

Since my return to the Redlands Mr Choi has helped arrange follow up meetings and continues to knock on doors for the Redlands, helping to forge important international relationships that will ultimately benefit the city. His standing in international business is of significant benefit to the Redlands and as a city we are all very appreciative of the time and effort he puts in to putting the Redlands on the international business and investment map.

Mr Mizuno, CEO of the Australia-Wildlife Conservation and Education Foundation has a strong relationship with Kani in Japan that has provided enormous benefit to the Redlands. This relationship has resulted in regular education exchanges between Cleveland State High School and the Kani Technical High School that provide our students with cultural learnings that cannot be underestimated.

Mr Mizuno's assistance in arranging my visit to Kani as part of this business mission is greatly appreciated. Like Mr Choi, Mr Mizuno has continued advocating for the Redlands since my return to the Redlands, recently bringing the Japanese Consulate General and accompanying consul to the Redlands.

I would also like to put on the record my appreciation for Trade and Investment Queensland staff in Korea who also assisted with my visit to our Sister-City Yongin.

Without the assistance of these people the Redlands would not have the strong and well respected international relationships it has, on behalf of the entire city I thank them.

MAYOR'S ASIAN MISSION

Visit to Chinese Sister-City Qinhuangdao.

In 2009, Council entered into a Sister City Agreement with Qinhuangdao, China, following a five-year Friendship City arrangement.

Qinhuangdao is a port city on the coast of China located in north eastern Hebei province. It is administratively a prefecture-level city, located about 300km east of Beijing on the Bohai Sea, the innermost gulf of the Yellow Sea.

5 September

I began the day with a visit to the Beidaihe New District, a district of Qinhuangdao and popular beach resort, which has a population of 66,000 and covers 70.14 km², as well as a coastline of 22.5 km. Beidaihe boasts several aged-care health and innovation centres that offer a number of training opportunities for the Redlands' many aged-care facilities.

I took the opportunity to visit the Beidaihe new aquarium Saintland Seaworld which attracts 20,000 visitors per day during the peak season and includes access to beach, waterpark and marine life displays from around the world.

Following a business luncheon we toured the Beidaihe New District which includes a number of business incubators focussing on innovation and science. The Beidaihe International Airport has been constructed to support the development of the life science and healthcare innovation area embracing a winery built by Swaroski, a bio economy incubator, international health centre, the “Lab therapy” medical big data centre and big surgical centre. The ‘Lab therapy’ is designed to use specific laboratory techniques and translational medicine for disease diagnosis, clinical treatment and rehabilitation. The Lab Therapy Zone includes a reproductive centre, gene testing and treatment centre, and geriatric centre.

This district is striving to boost innovation and development of biomedical industry in the district, a major business is the Sinobioway Group founded in the early 90’s and affiliated with Peking University. The company has become one of China’s flagship companies and is well placed to become a globally competitive bio industry group.

Following the tours, the day finished with dinner with representatives of the Beidaihe leadership group, who expressed their desire to pursue opportunities with Redland City. We discussed the science and health based opportunities that exist, which will be a natural progression of our existing relationship with Qinhuangdao. In particular they are interested in opportunities to educate and train a workforce for health and aged-care. Beidaihe is looking for companies and aged-care providers with long-term experience and believe initiatives such as training and study exchanges with the Redlands could help fill a gap of much needed resources.

6 September

The morning began with a tour of the old Saintland Seaworld which has now been renovated in the Qinhuangdao city precinct. The afternoon involved meetings with the elected representative of Qinhuangdao Council, including Vice Mayor Feng Zhiyong. There have been a number of Mayors appointed since my last visit, with the previous Mayor with whom I met, Mr Zhang, being promoted, and sending his greetings to me and our city.

During the meeting our two cities signed a Memorandum of Understanding committing to working towards opportunities in education, health, aged-care and marine-based businesses. Already there are several local businesses looking to develop business relationships in Qinhuangdao and this MOU will support these existing business opportunities and also help generate new ones. The MOU also committed to signing a formal Sister-City relationship in the next 12 months and on behalf of the Redlands I invited the Mayor and Vice Mayor to visit the Redlands next year to formalise the Sister-City relationship.

Visit to Korean Friendship-City Yongin.

In 2008, Council entered into a Friendship City Agreement with Yongin, South Korea.

Yongin is the location of large-scale amusement parks and resorts (including Korea's largest, Everland), the Korean Folk Village and a ski resort. Although technically outside of the capital Seoul, it's often regarded as a suburb and is reachable on the Seoul metro network.

7 September

Travel to Korea

8 September – Seoul and Yongin, Redlands Friendship City

Today I met with Daniel Kim and Tina Son from the Trade and Investment Queensland Office in Gangnam. I received a tour of the city and a briefing on the Mayor and the Vice Mayor of Yongin who I will be meeting with later. We also took the opportunity to discuss other opportunities for trade and investment in South Korea.

After lunch, we travelled to Yongin which is about 40 kms outside of Seoul. Its population has just reached 1 million people. It has a total area of 591sqkm – 18.7% farmland, 53.2%, forest. It includes three districts, one town, six townships, and 24 neighbourhoods.

Yongin describes itself as a city with urban and rural areas in harmony boasting a sharp population rise thanks to its rapid urbanisation. Yongin is in the Gyeonggi province (State) which has a sister relationship with Queensland. It is a city of advanced education and culture where traditional and modern factors exist together. For a city of its size it boasts 3957 businesses and nine universities.

Yongin is also home to Everland Resort and theme park, which is its largest tourist attraction and includes a Caribbean themed water park, African safari animal park water slides, rides and tourist accommodation. It is owned and operated by a subsidiary of Samsung Group and attracts 824 million visitors per annum it also boasts 28 golf courses and ski resort the Korean Folk Village and 20 museums / art galleries.

The next stop was City Hall, an important meeting with Yongin's civic leaders to re-establish the Friendship City relationships between Redland and Yongin established in 2009. Mayor Jeong welcomed me by making me an honorary citizen of Yongin and we discussed the economic strengths and opportunities of our respective cities.

Following the official reception, I was met by Vice Mayor Yong at the Korean Folk Village for a traditional Korean meal. We further discussed potential study exchanges, work place exchange opportunities to assist in training and educating their young people in sectors such as aged care and in Redland City schools. Our relationship with Yongin has already begun yielding local results with Cleveland District State High School to host a study group from Bayes High School next year and we discussed similar opportunities. The meeting obviously worked, with Yongin sending a delegation to the Redlands in December.

9 September

Last day in Seoul, allowed me to visit the Incheon Free Economic Zone, made up of the three cities of Songdo, Cheongna and Yeongjong, built on reclaimed land around the international airport. The three areas each have a differentiated specialised development concept yet remain connected.

- Yeongjong is focussed on tourism and aviation.
- Cheongna is an advanced business town where residential complexes coexist with businesses that are focussed on finance, component manufacturing and robotics.
- Songdo is the global hub for high-tech information services

The new city has already attracted \$830 million and attracted 80 multinational corporations from 16 countries.

10 September

ASIA PACIFIC CITIES SUMMIT 2017 – Opening Ceremony and welcome reception



The Asia Pacific Cities Summit is a biennial event with the objective of promoting economic growth in the Asia Pacific region and beyond. It is a platform for attendees to communicate and exchange knowledge regarding business growth, investment and economic outcomes. The Summit has recently become a medium for global businesses to enter the growing Asia Pacific markets. Since the Summit's inception in 1996, the APCS has become one of the premier forums for fast tracking international city networks and new business relationships across the Asia region. APCS is also a generator for market cooperation between local governments and business sectors.

The Summit provides a unique opportunity for Redland City to develop relationships with business and civic leaders that will ultimately benefit local businesses. I was able to meet with several government and business representatives and promote the Redlands as a location of choice for business and invite them to visit to see these opportunities first hand.

11 September

Today started with a briefing from South Korean Trade Commissioner Daniel Kim, who discussed a number of diplomatic challenges South Korea was facing. Mr Kim also discussed the issue of youth unemployment with it as high 30 per cent in some provinces. He also raised the opportunity for study tours, something I discussed with him during my time in Yongin and something we will continue to investigate as a way to deliver opportunity in the Redlands.

Another opportunity for the Redlands and South Korea to work together is in the aged-care sector. South Korea has the highest ageing nation in the Organisation for Economic Cooperation and Development (OECD), which presents opportunities for training in Redland City aged-care facilities, something we have already had discussions with Trade and Investment Queensland about.

I then heard a key note address by former British Prime Minister Tony Blair's wife Cherie Blair about creating the conditions that enable women entrepreneurs to thrive. Ms Blair is a leader in advocating for financial independence for women globally. She spoke about the importance of communities providing an environment where women feel empowered and valued and where their innovation can flourish to the benefit of the wider community.

Ms Blair's address included the three C's for women to create – confidence, capability and capital. She also spoke about the need for positive role models, not only by other women but also men.

Plenary session - Innovating Cities through Science and Technology



It was an honour to hear from the heads of some of the world's largest cities, including Chief of New Taipei City Government Economic Development Department Huey-Ching Yen who spoke about the evolution of New Taipei City, a city of four million people. Mr Yen discussed the challenges New Taipei City faces and how technology is helping to overcome these challenges.

We also heard from Lord Mayor Graham Quirk about the challenges being faced in South East Queensland and Brisbane's innovative solutions to overcome these challenges. These include Free WiFi, smart traffic sensors and a five year plan to educate local businesses on the benefits of innovation and smart technology.

We also heard from Daejeon Mayor Kwon Sun Taik about how smart cities technology is becoming a platform for what is being referred to as the 4th industrial revolution. The 4th industrial revolution is focussed on using connectivity, intelligence and automation to manage growth in cities and deliver on opportunities.

The steps outlined by Mayor Kwon Sun Taik to build a smart city:

1. Create Ecosystem for Technology convergence – based Innovation
 - Start-up zone
 - Create Innovation Fund

2. Fostering “Futuristic New Industry”
 - Foster and nurture talent
3. Establish necessary infrastructure
 - Build labs, innovation Centres, manufacturing areas
4. Build a Demonstration Zone
 - Science Belt
 - Eco Friendly village

I also took part in a plenary session discussing the role of art and Culture in leading urban revitalisation towards sustainable cities. The discussion focussed on art and culture being integrated into a city to invigorate the city and also using technology to provide cultural development opportunities.

12 September

Today I was fortunate to hear a keynote address by Jared Cohen, CEO of Jigsaw and former policy adviser to Condoleezza Rice and Hillary Clinton. Mr Cohen gave an insightful address about the future, starting by setting the scene in terms of the massive leap in access technology such as smart phones that we have witnessed. The address discussed smart technologies, some of which are adaptable to local government and some of which are being investigated as part of the Council of Mayors Smart Cities work and Council’s own smart cities investigations.

Mr Cohen raised some very interesting questions about the role of innovation in our cities. Future industries such as 3D printing, drones and smart sensors are changing our cities and changing how we as governments interact with residents.

Mr Cohen also made the point that innovation is driven by necessity, the size of the city doesn’t matter. For example Estonia is a world leader in innovation. It opens the door on a local scale; showing cities like the Redlands can benefit from innovation; if there is a need there is a way to benefit our residents through innovation.

Innovation also introduces a new measure when determining a city’s health, that of cyber security and digital wellness. Mr Cohen’s presentation made the point that cyber security has the potential to impact local businesses, opportunities and connectivity and is readily becoming a measure of community or city health.

More and more data is leading the conversation, or in Mr Cohen’s words “data is the new oil”, it is sought after and precious. Data tells businesses and government where to focus our energies, but it can also tell us how we are tracking in terms of serving the community. This notion is consistent with the Smart Cities work being done by the SEQ Council of Mayors and also the LG Sherlock platform being rolled out by the LGAQ.

13 September



Asia Pacific Cities Summit
"Preparing Future Cities for the
4th Industrial Revolution"

Futurist Thomas Frey
Executive Director
Twitter - @ThomasFrey
DaVinci Institute, Louisville, CO 80027
(303) 666-4133 - dr2tom@davinciinstitute.com

Today I heard a keynote address from Thomas Frey – Senior Futurist – who spoke about unleashing the Power of Tomorrow's Great Cities.

Mr Frey posed the question – what does the future hold and how should we prepare?

He also spoke about the notion of the global election. The idea that we can all have a say globally and vote globally, which raises the question should we all be voting as global citizens and leading as global leaders?

Mr Frey also turned the notion of future and present on its head, saying that the future creates the present rather than the other way around. This notion suggests that we decide what we want the future to look like and we act in the present based on that vision.

He spoke about technology taking over tasks rather than jobs, using drones as an example. There are now 192 uses for drones, but does having that many applications for drones actually introduce the need for new jobs, such as drone control room supervisors. It raises the question - Council is obviously already doing work with drones, does that mean we need to start looking at new training for the jobs that the use of drones and other innovation will lead to?

14 September

BEIJING

The day began with a courtesy call to Madam Zhao Vice President – Beijing Municipal Committee of the Chinese People's Political Consultative conference. The meeting was attended with Brisbane delegates and other Deputy Director Generals from the people's Government of Beijing Municipality. During the meeting we heard that Beijing's population had reached 20 million, including three million elderly which is driving opportunity for international partnerships in that sector and associated skills training.

Beijing is suffering from congestion and pollution due to six million cars being in the city. To assist with the problem, the Beijing government is moving 400,000 public servants out of Beijing to three separate areas, as well as developing public transport infrastructure. This is similar to the push for decentralisation of State Government offices currently being investigated in South East Queensland. They are also building

a second international airport that will accommodate 100 million people and complement the existing airport with a capacity of 80 million passengers.

I also attended Asia Pacific Screen Awards Media Launch where I met Guo ying from the Australian Embassy and representatives from China Mobile multimedia Technology Co who are bringing a delegation of film makers to Queensland in November; I have invited them to include Redland City in the Itinerary.

This was followed by a business luncheon with about 200 guests from Brisbane and Beijing. We were provided with a briefing from Trade and Investment Queensland and Brisbane Marketing. I also started a conversation with representatives from Brisbane Airport Corporation who are keen to work with RCC to develop tourism product that can be promoted through BAC. I have invited a delegation to visit Redland City to explore what opportunities exist.

15 September – Chongqing

After travelling from Beijing to Chongqing we spent the afternoon in a business and investment forum including an address from the Australian Consulate-General for Chengdu. We then had matched business meetings, where I met with Michelle Allsop from Study Tours Brisbane and discussed opportunities for bringing her study tours to Redlands. I am pleased to say this has already resulted in a study tour visiting the Redlands on Friday 27 October and we will look to continue these opportunities in the future. Study tours offer educational opportunities as well as economic benefits to the city.

16 September

Chongqing – Chengdu

After a train journey to Chengdu we had a courtesy call with government officials late afternoon followed by an official welcome and reception.

17 September

Chengdu – Shenzhen

Today I was fortunate to visit a Panda Research Centre. Witnessing these amazing animals was a humbling experience and we heard about the efforts of all levels of government to rejuvenate the population. We then flew to Shenzhen, arriving late afternoon and welcomed at an official reception and networking dinner where I met with Mr Songming Xu, Deputy Director, Guangming New District, Shenzhen. I invited Mr Xu to the Redlands and have since met with him in Brisbane when he flew on the first ever Hainan Airlines Shenzhen to Brisbane international flight. Hainan Airlines will be sending another delegation to Brisbane later this year and I have written to them requesting the opportunity to discuss tourism opportunities between our two cities.

During the official reception in Shenzhen I also met ZhangHe Yun, Director General Culture, Sports and Tourism for Shenzhen Municipality. Mr Yun regularly works with members of the Shenzhen tourism industry and I have invited him to Redland City to explore how our two cities can work together to deliver local tourism opportunities.

18 September

The final day of the Asia Pacific Cities Summit was spent taking part in the Brisbane business and investment forum and meeting with business representatives. A number of opportunities exist for knowledge and economic exchanges between Shenzhen and the Redlands and I took the opportunity to invite various government and business representatives to the Redlands.

The APCS finished with the signing of the Mayors accord by order to Mayors from around the world. The diversity of cities represented was broad with a deputy Mayor from the Czech Republic to mayors from Zambia, Canada and Kathmandu. All of these communities hold their own opportunities and face their own challenges and having the opportunity to meet with them provided a great deal of insight into ways we can leverage our own opportunities and tackle our own challenges.

I had discussions with the chair of the equivalent of our South East Queensland Council of Mayors and will invite them to Australia to investigate learnings from their region.

19 and 20 September – Visit to Kani City

Redland City and Kani have an existing relationship that benefits both communities. This has included education exchanges and business opportunities through the Kani Industrial Fair, which Redland City businesses attend each year.

I met with the President of the Kani Chamber of Commerce and Industry Tosio Watanabe to discuss opportunities for our respective business communities to work together to build economic opportunity. We agreed to explore the potential for a Redlands business delegation to Kani next year to align with the Industrial Fair.

Next I met with representatives of Gifu University of Medical Science (GUMS), which specialises in nursing, mid-wifery and other health related courses. With aged care training a burgeoning opportunity in Asia and the Redlands having a higher than average number of retirees and aged care facilities we discussed educational and training exchanges to the Redlands. This opportunity will be discussed further when representatives from GUMS travel to the Redlands next year.

Next I visited the Arakawa Toyozo Pottery Museum, where I saw some beautiful traditional Japanese pottery and discussed opportunities for cultural and skills exchanges with Redlands based art and cultural businesses. Next I met with the Kani city Mayor Shigeki Tomida and Speaker of the Kani City Assembly Mr Fumihiko Kawakami, where I was officially welcomed to the city and discussed further opportunities for our two cities to work together to build economic and educational opportunities. An important part of these opportunities is the Kani Technical High School, which was my next stop. This school has been at the heart of many educational exchanges between Kani and the Redlands with Cleveland High School hosting regular visits from students from the school. During the school visit I took the opportunity to discuss future education exchanges between the Redlands and Kani.

Summary

The international business mission provided the perfect opportunity to demonstrate the Redlands' role as a location of choice for international business opportunities. The Lord Mayor's mission helped put the Redlands on the radar of international business and government representatives, which are sure to generate opportunities for the Redlands. Already we have hosted several visits as a direct result of the relationships cemented during the APCS.

The sister and friendship city visits cemented past relationships and helped develop new relationships. Visiting Yongin for the first time on behalf of the city has created new international business opportunities. These relationships are already yielding results local student Scott Millar – CEO and founder of Bop Industries securing an introduction with Trade and Investment Queensland in Seoul to explore business opportunities for his burgeoning hologram business. Yongin City is also sending a

delegation to the Redlands in December, which will provide an opportunity to further explore the opportunities between our two cities.

Following the business mission there have been approximately 60 letters sent to business and government representatives to explore future trade and investment opportunities. In addition to the previously mentioned meetings and visits to the city that have already occurred, there will be follow up round tables and industry sector discussions to further explore opportunities. This will include a round table to explore education and training opportunities in the health and aged care sector.

We will also be investigating a business mission next year to provide local businesses an opportunity to meet with business representatives and possibly attend the Kani Industrial Fair. This will involve our local chambers of commerce, providing them with an opportunity to form relationships with the Kani Chamber of Commerce and Industry.

The relationships and business opportunities generated through this business mission perfectly complement Redland City's Open for business approach and commitment to laying the foundations for local business and investment.

10 DECLARATION OF MATERIAL PERSONAL INTEREST OR CONFLICT OF INTEREST ON ANY ITEMS OF BUSINESS

Nil.

11 REPORTS TO COUNCIL

11.1 ORGANISATIONAL SERVICES

11.1.1 OPERATIONAL PLAN QUARTERLY PERFORMANCE REPORT SEPTEMBER 2017

Objective Reference:	A2650109 Reports and Attachments (Archives)
Attachment:	<u>Operational Plan Quarterly Performance Report September 2017</u>
Authorising Officer:	John Oberhardt General Manager Organisational Services
Responsible Officer:	Andrew Hurford Group Manager Corporate Planning and Transformation
Report Author:	Lorraine Lee Senior Adviser, Strategic and Community Planning

PURPOSE

The purpose of this report is to provide a progress report against the Operational Plan 2017/18 for the first quarter from 1 July to 30 September 2017.

BACKGROUND

The *Local Government Act 2009* (the Act) requires Council to adopt an Operational Plan each year. The Operational Plan 2017/18 forms an important part of Council's strategic planning process and sets out the work Council plans to deliver towards achievement of the Corporate Plan 2015-2020.

The Act also requires the Chief Executive Officer to present a written assessment of the Council's progress towards implementing the annual operational plan at meetings of Council, at least quarterly.

ISSUES

The attached Operational Plan Quarterly Performance Report September 2017 provides a status update for each significant activity, together with a comment outlining progress for the quarter. The information in the report has been provided by the responsible departments for each significant activity.

Status of Significant Activities Defined within the 8 Outcomes	
On Track	59
Monitor	7
Complete	1
Total	67

Summary

Of the 67 significant activities defined within the 2017/18 Operational Plan:

- 59 activities are on track
- 7 activities are being closely monitored, indicating that they are slightly behind target with their progress.
- 1 activity is complete.

More detailed information on each significant activity is outlined in the attached Operational Plan Quarterly Performance Report September 2017.

STRATEGIC IMPLICATIONS

Legislative Requirements

Council's Operational Plan 2017/18 is an important statutory document which sets out the significant activities that Council plans to deliver in 2017/18. The significant activities directly contribute to outcomes specified in the Corporate Plan 2015-2020. Tracking progress against this plan provides a useful assessment of Council's performance in delivering against its plans.

The Local Government Regulation 2012 (section 174) states that "the chief executive officer must present a written assessment of the local government's progress towards implementing the annual operational plan at meetings of the local government held at regular intervals not more than 3 months". Under the same section of the regulation, Council is allowed to amend the plan at any time before the end of the financial year.

Risk Management

The risk of not delivering against Council's operational plan is that Council does not achieve the commitments set out in the longer term corporate and community plans. Each significant activity would have associated risks which would be managed by the relevant area of Council.

Financial

The Operational Plan 2017/18 is funded from the annual budget.

People

Significant activities listed in the Operational Plan 2017/18 are managed by the individual area in Council responsible for the significant activity. The status and comments of significant activities in the attached report have been provided by the relevant officer for each significant activity and compiled by Council's Corporate Planning and Transformation Group. Although delivery of the plan itself is dependent on staff resources and some significant activities relate to people issues, there are no direct impacts on people resulting from this report.

Environmental

Some significant activities within the Operational Plan 2017/18 directly contribute to Council's environmental commitments. However, this report does not have any direct environmental impacts.

Social

Some significant activities within the Operational Plan 2017/18 directly contribute to Council's social commitment. However, this report does not have any direct social impacts.

Alignment with Council's Policy and Plans

Council's Operational Plan 2017/18 outlines planned significant activities against the eight outcomes in the Corporate Plan 2015-2020 and the Council strategic priorities that have been identified this term of Council. As such, it is a key planning document and consistent with both the Corporate Plan 2015-2020 and the Redlands 2030 Community Plan.

CONSULTATION

The Corporate Planning and Transformation Group have prepared the attached report in consultation with relevant officers and managers within Council. The status and comments have been provided by the officers involved in delivering the particular significant activities within the Operational Plan 2017/18.

OPTIONS

- That Council resolves to note the Operational Plan Quarterly Performance Report September 2017.
- That Council requests additional information in relation to the attached Operational Plan Quarterly Performance Report September 2017.

OFFICER'S RECOMMENDATION

Moved by: Cr P Mitchell
Seconded by: Cr W Boglary

That Council resolves to note the Operational Plan Quarterly Performance Report September 2017.

PROCEDURAL MOTION

Moved by: Cr P Gleeson

That the motion be put.

LOST 1/9

Cr Gleeson voted FOR the motion

Crs Boglary, Mitchell, Gollè, Hewlett, Edwards, Elliott, Huges, Bishop and Williams voted AGAINST the motion.

Cr Talty was absent from the meeting.

AMENDMENT MOTION

Moved by: Cr P Bishop
Seconded by: Cr M Elliott

That the words 'and that a briefing note is provided to Councillors on Item 5.2.3' is added to the officer's recommendation.

CARRIED 10/0

Crs Boglary, Mitchell, Gollè, Hewlett, Edwards, Elliott, Huges, Gleeson, Bishop and Williams voted FOR the motion.

Cr Talty was absent from the meeting.

The motion with the amendment became the motion and was put as follows:

COUNCIL RESOLUTION

Moved by: Cr P Bishop

Seconded by: Cr M Elliott

That Council resolves to note the Operational Plan Quarterly Performance Report September 2017 and that a briefing note is provided to Councillors on item 5.2.3.

CARRIED 10/0

Crs Boglary, Mitchell, Gollè, Hewlett, Edwards, Elliott, Huges, Gleeson, Bishop and Williams voted FOR the motion.

Cr Talty was absent from the meeting.



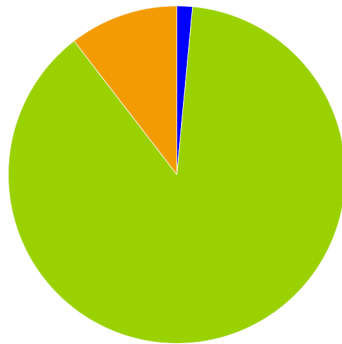
Operational Plan 2017 - 2018

July to September 2017



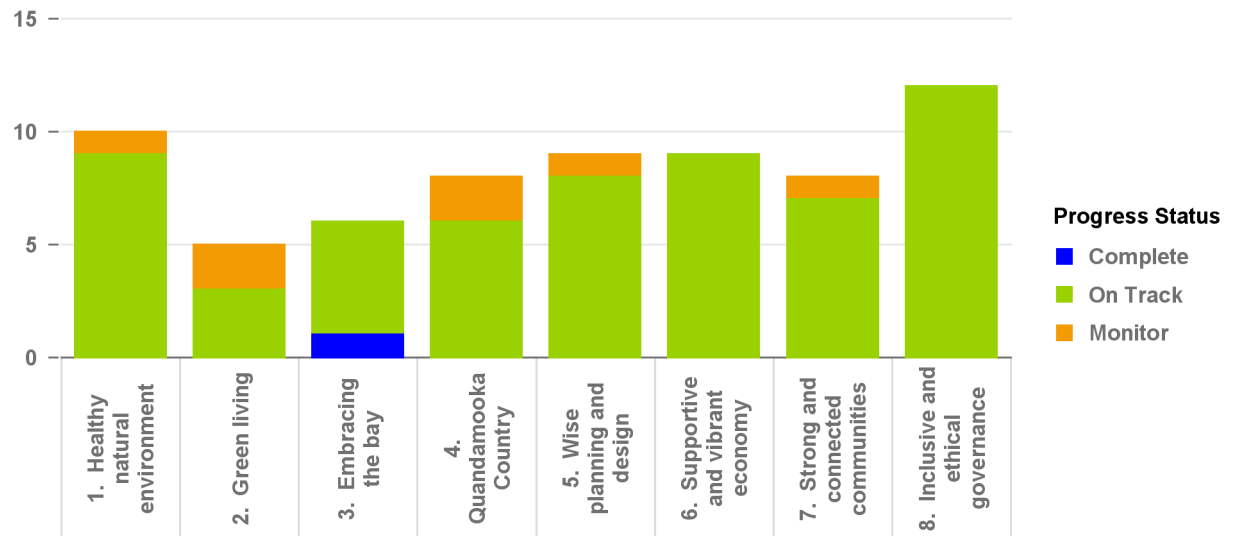
Vision Outcome Summary

Vision Outcome	Complete	On Track	Monitor	Total
1 Healthy natural environment	0	9	1	10
2 Green living	0	3	2	5
3 Embracing the bay	1	5	0	6
4 Quandamooka Country	0	6	2	8
5 Wise planning and design	0	8	1	9
6 Supportive and vibrant economy	0	9	0	9
7 Strong and connected communities	0	7	1	8
8 Inclusive and ethical governance	0	12	0	12
Total	1	59	7	67



Progress Status

■ Complete
 ■ On Track
 ■ Monitor



Progress Status

■ Complete
 ■ On Track
 ■ Monitor

On Track

The significant activity is progressing on time and on budget and is on track for delivery

Monitor

There are issues with timeframes and/or budget but is still expected that with close monitoring the significant activity will be delivered

Concern

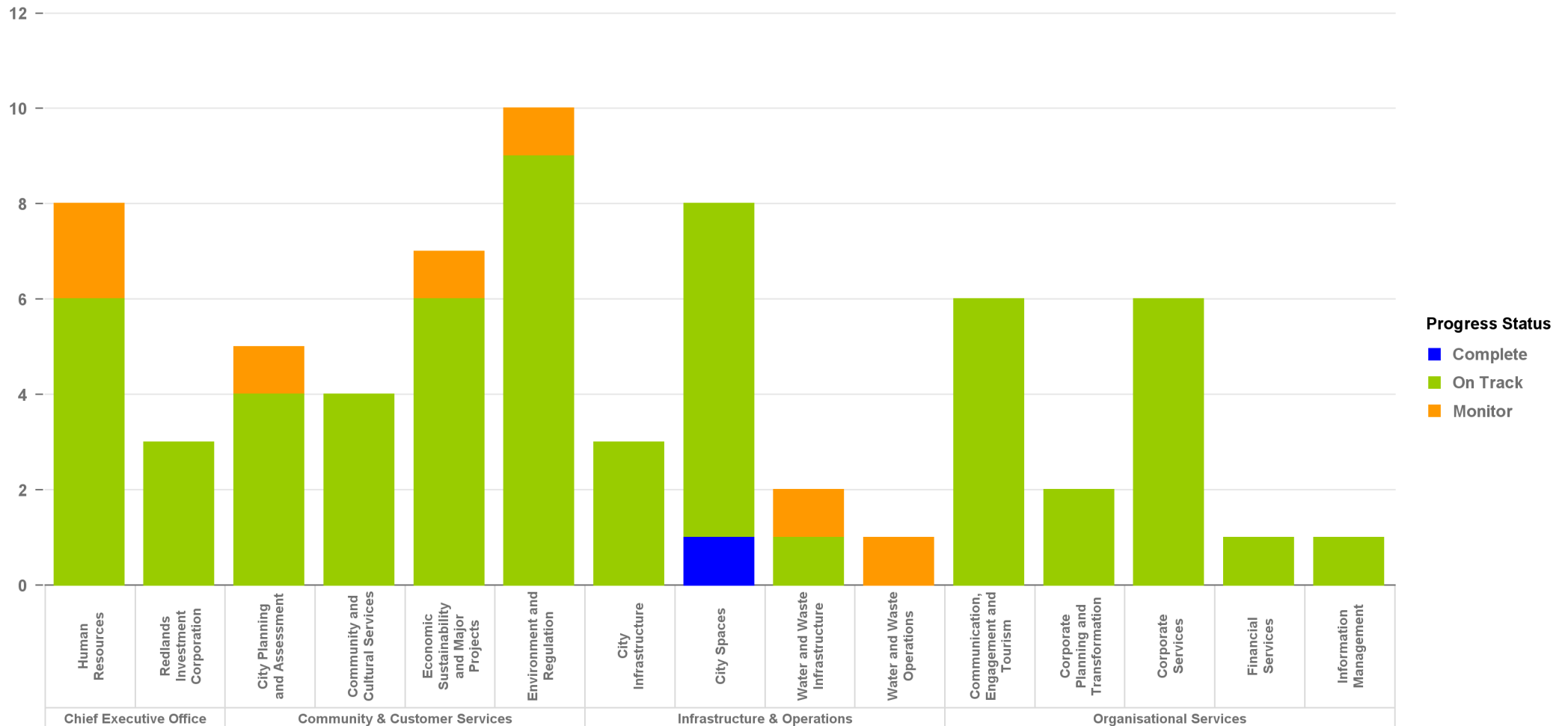
There are significant delays or budget issues and it is unlikely that the significant activity will be delivered

Complete

The significant activity has been delivered

Organisational Performance – Quarter Summary

Department	Complete	On Track	Monitor	Total
Chief Executive Office	0	9	2	11
Community & Customer Services	0	23	3	26
Infrastructure & Operations	1	11	2	14
Organisational Services	0	16	0	16
Total	1	59	7	67



1. Healthy natural environment

2020 Strategic Outcomes

1.1 Redland's natural assets including flora, fauna, habitats, biodiversity, ecosystems and waterways are managed, maintained and monitored.

1.2 Threatened species are maintained and protected, including the vulnerable koala species.

1.3 Community and private landholder stewardship of natural assets increases.

1.4 Visitors experience our natural assets through high standard facilities, trails, interpretation and low impact commercial ventures.

Significant Activity	Op Plan Ref	Key Accountable	Status	Comment
Manage Council owned water bodies for improved environmental outcomes.	1.1.1	Infrastructure & Operations	On Track	Council has been actively investigating and monitoring the implementation of options for its water bodies. It has been identified that this is currently undertaken through designs, acquisitions, condition assessments and responding to the community. Currently there are 180 water bodies identified on Council land. The maintenance of these water bodies is undertaken by a number of different partners in the last quarter. Roads, Drainage & Marine have removed rubbish and/or sediment from their devices. A total of 21.49 cubic meters of sediment/pollutants/vegetation and 4.88 litres of grease/oil were removed during this quarter.
Plan and deliver conservation restoration activities.	1.1.2	Infrastructure & Operations	On Track	Rehabilitation works (weed control and revegetation works) have been planned and are currently being undertaken in prioritised catchments - Coolnwynpin, Tarradarrapin, Hilliards, Moogurrapum and Eprapah.
Engage and deliver restoration through partnership with community and external groups.	1.1.3	Community & Customer Services	On Track	Conducted 11 extension visits to Bushcare Groups. Held 90 Bushcare working bees. 125 volunteers attended Redland Bay National Tree Day Planting in July. 20 volunteers attended Glossy Black Cockatoo planting in September. 4,795 plants in ground for Bushcare and Community Plantings.
Continue implementing a program to plant one million native plants in the Redlands by 2026.	1.1.4	Infrastructure & Operations	On Track	In the first quarter of 17/18 12576 plants were planted across Parks and Conservation and Bushcare. Reduced numbers due to lack of rain from July to September.
Implement the Natural Environment Policy.	1.2.1	Community & Customer Services	On Track	Council's 5 year Koala Conservation Strategy and Action Plan implementation is underway with a Project Officer dedicated to roll out required actions.

Significant Activity	Op Plan Ref	Key Accountable	Status	Comment
Plan and deliver community education programs to protect native wildlife.	1.2.2	Community & Customer Services	On Track	171 attendees to community wildlife talks. Wonderful Wildlife Day held at Indigiscapes on 29 September 2017 during school holidays. Wildlife management presentation given to 120 visiting Japanese veterinary and science students. Wildlife rescue/care presentation for Joey Scouts. Nine internal training workshops held, covering topics including koalas and snakes to enhance Council's delivery of education programs to the community. Monitoring of flying-fox colonies. Responded to over 60 customer requests for wildlife management. Continued development of draft revised Redland Pest Management Plan including Pest Plant and Animal Prioritisation Matrix tool. 1,540 calls made to Redlands Wildlife Rescue. 2,232 wildlife rescue and care volunteer hours. Training for Redland Afterhours Wildlife Ambulance and Redland Wildlife Care Network volunteers.
Partner with community for improved environmental outcomes.	1.3.1	Community & Customer Services	On Track	Bushcare Major Day Out event held in September. Wonderful Wildlife Day event held in September at Indigiscapes. Trees for Weeds events held in August for mainland and Bay Islands. Wildflower walk and talks held during September at Council conservation reserves in Redland Bay and Alexandra Hills. Other training activities included: Vertical Garden Library Talk, Eucalypts Eco Connect Talk, Talk for Kindilan Guide Conference, Fungi Talk Karragarra Island.
Deliver land management extension programs within the community.	1.3.2	Community & Customer Services	On Track	91 property visits completed through the Habitat Protection Program (Land for wildlife, Koala Conservation Agreement Program, Waterways Extension Program, Rural Support and Your Backyard Garden). 3374 plants delivered to Habitat Protection program participants. Council was a Habitat Protection Program finalist in Queensland Healthy Land and Water Awards for waterways extension program work.

Significant Activity	Op Plan Ref	Key Accountable	Status	Comment
Enhance the visitor experience of Redland's natural assets.	1.4.1	Infrastructure & Operations	On Track	<p>Bayview Conservation Area Project is progressing with bulk earthworks undertaken. New trails have been flagged for construction. Fire trails at reserves have been maintained to improve user movement. Parks and Conservation has undertaken works on entrances to alleviate unlawful access issues through alteration of fencing and removal of vegetation to expose access points. Two more signs have been installed at Don and Christine Burnett Conservation Area. Two community trailcare days have been held (one at Bayview and one at Redland Track Park). Totals for September trail counters (counts all users) were:</p> <p>Bayview Conservation Area -Days Road entrance-3311 -Kidd St (Your Kidding trail)-1248 -Sharks Tail trail-600</p> <p>Redland Track Park -Flinders Street entrance -3247 -Macdonald Rd entrance -2154 -Clarke St entrance -1438 -Firing Line trail-568</p>
Improve the customer experience at IndigiScapes.	1.4.2	Community & Customer Services	Monitor	<p>Indigiscapes nursery construction preparations in place including site preparation, engagement of contractor and building application for works. Main Indigiscapes Centre extension is undergoing detailed design with a pre-lodgement for development application held. Design and planning of interactive and engaging interpretative design within completed centre is underway.</p>

2. Green living

2020 Strategic Outcomes

2.1 Council's policies and plans support ecologically sustainable development and respond to climate change issues.

2.2 Sustainable building design (for example, solar panels and water tanks) is supported through education and advocacy.

2.3 Council's waste management plans address current and future needs, and include plans for closed landfills and regional collaboration.

2.4 Council and the community actively recycle and reduce waste.

2.5 Transport planning reflects a desire to maximise economic, environmental and liveability outcomes through quality road design, public transport, pedestrian and cycling strategies.

Significant Activity	Op Plan Ref	Key Accountable	Status	Comment
Manage implementation of the Redland City Council Climate Change Action Plan.	2.1.1	Community & Customer Services	On Track	Revision of the Climate and Energy Action Plan is underway. Council continues to contribute as an official partner in the development of the Living Smart Website to be launched in the near future.
Provide information to raise community awareness and education.	2.2.1	Community & Customer Services	On Track	Solar panels installed at Depot Fleet Maintenance Roof in September as an initiative under Council's Energy and Solar Program and Transport strategic priority. Building Smart Meters have been purchased for installation in Council's main administration building, which will link to energy and carbon reporting systems. Procurement is underway for small scale solar installations at a number of Council buildings as proof of concept under the Energy and Solar Program. 19 schools visited by Waste Education Officer.
Plan and deliver waste management services to meet current and future needs of the city.	2.3.1	Infrastructure & Operations	Monitor	New waste and recycling collection contract awarded for 12 years from mid 2018. Waste disposal strategy is under review to plan for the expiry of the existing regional waste disposal agreement in mid 2020. Rehabilitation and remediation work continues on closed landfills to mitigate the risk of environmental harm with capping and drainage works nearing completion at Duncan Road baseball fields, design nearing completion for a leachate collection trench and capping improvement at Judy Holt Park on the northern batters and Birkdale landfill remediation under a maintenance plan.

Significant Activity	Op Plan Ref	Key Accountable	Status	Comment
Reduce the amount of waste going into landfill.	2.4.1	Infrastructure & Operations	Monitor	<p>Year to date average total kilos of domestic waste land filled per capita is 29.8 against monthly maximum target of 29.83kg.</p> <p>Year to date municipal solid waste resource recovery rate is 41.2% against monthly target of 49.4%. This can be attributed to a 10% reduction in total green waste managed compared to the equivalent period last year.</p>
Deliver transport planning for the city.	2.5.1	Community & Customer Services	On Track	<p>Short term actions to be delivered this financial year have been defined and are currently being scoped for delivery. In addition to these projects a number of current advocacy roles are continuing with key agencies such as the Department of Transport and Main Roads, including Translink and transport service providers.</p> <p>Currently in recruitment process to appoint a Principal Transport Planner to deliver the new Transport Plan.</p>

3. Embracing the bay

2020 Strategic Outcomes

3.1 Council collaborates with partners to understand, nurture and protect Moreton Bay's marine health and values.

3.2 Communities on the islands and foreshores enjoy equitable access to development opportunities and community services.

3.3 Our community is ready for and adapting to changing coastlines, storm tide and severe weather.

3.4 Redland City's residents and visitors can easily access the foreshore and use recreation infrastructure for boating and non-boating activities.

3.5 Priority Development Areas support equitable outcomes for island residents, such as access to transport and facilities.

Significant Activity	Op Plan Ref	Key Accountable	Status	Comment
Partner with Healthy Land and Water to monitor and improve the values of waterways and the bay, and enhance the community's experience of the bay.	3.1.1	Community & Customer Services	On Track	Council attended Healthy Land and Water Monitoring and Evaluation Steering Committee meeting. Lower Brisbane and Redlands Catchment Action Plan project continues including the development of a preliminary assessment of an initial list of priority projects. Council continues to develop a Pest Fish Action Plan to enhance the ecological health of local waterways. Water quality monitoring (ambient, rainfall event and fish) for Annual Waterway Recovery Report complete. Routine monitoring of recreational waters continued monthly for the 12 sites across the city. Water quality was reported as being generally good.
Partner with Education Queensland in activating the community use of schools for sport and recreation purposes.	3.2.1	Infrastructure & Operations	On Track	Partnerships with Victoria Point High School ongoing with stakeholders submitting funding under the State Government's Get Out Get Playing funding for irrigation and drainage to the school's main field. This will assist AFL, Rugby League and Football user groups who use this facility.
Develop a coastal adaptation strategic plan.	3.3.1	Infrastructure & Operations	On Track	Coastal Adaptation Strategy Part 2 (Emerging Risks) is currently underway and the initial stages of this project are on track. Redland City Council secured funding under the Qcoast 2100 funding program to deliver the initial stages of Part 2 of the Coastal Adaptation Strategy. The project team commenced a review of all work completed to date to ensure it is consistent with the Minimum Standards and Guidelines, (which is a funding requirement specified by the Qcoast 2100 program).

Significant Activity	Op Plan Ref	Key Accountable	Status	Comment
Build community resilience to ensure residents have capacity to prepare, respond and recover from severe weather events.	3.3.2	Organisational Services	On Track	All community engagements have a focus on multi-agency involvement and include but are not limited to Queensland Fire and Emergency Services; State Emergency Service; Rural Fire Brigade; Queensland Police Service; Surf Life Saving Queensland and Councils' Conservation and Disaster Planning & Operations teams. A total of 15 community engagements have been delivered across Redland City mainland and islands from July 1 through to 30 September 2017.
Manage risk and hazards to the public.	3.4.1	Infrastructure & Operations	Complete	Hazard signs have been installed at Raby Bay and Wellington Point identifying specific aquatic hazards at each location. Program will continue as part of the asset renewal program as signage assets require replacement.
Progress development of Priority Development Area (PDA) activities.	3.5.1	Redlands Investment Corporation	On Track	The project will now be assessed under the Commonwealth Environment Protection and Biodiversity Conservation Act 1999 (the EPBC Act) for a decision. Walker Group is now liaising with the state and federal governments to determine the most suitable assessment method.

4. Quandamooka Country

2020 Strategic Outcomes

4.1 Council's organisational and staff capacity to deliver positive outcomes for Aboriginal communities, including the Quandamooka People, is improved through policy, cultural awareness training and cultural heritage training for elected members and Council staff.

4.2 Council's and the community's respect and understanding of the Quandamooka peoples' relationship with their traditional land and waters continue to improve.

4.3 Council continues to support and resource the delivery of commitments under the Indigenous Land Use Agreement (ILUA) with the Quandamooka People.

4.4 Council works with the Quandamooka Traditional Owners to help them achieve their goal of establishing North Stradbroke Island (Minjerribah) as a global eco-cultural tourism destination.

Significant Activity	Op Plan Ref	Key Accountable	Status	Comment
Increase Redland City Council elected members and staff awareness of cultural heritage.	4.1.1	Human Resources	Monitor	Training opportunities for Aboriginal Cultural Heritage Training have been discussed with the Quandamooka Yoolooburrabee Aboriginal Corporation.
Embed Indigenous cultural awareness training at Redland City Council.	4.1.2	Human Resources	Monitor	Cultural awareness training is included in the organisation's corporate induction for new staff members. Development of further cultural awareness training is currently underway.
Update Council's Aboriginal and Torres Strait Island Community Policy and Guidelines.	4.1.3	Organisational Services	On Track	Council worked with the Department of Aboriginal and Torres Strait Islander Partnerships to present an information session on 22 August 2017 on the Aboriginal Cultural Heritage Act 2003 to Councillors. Council continues to engage the Quandamooka Yoolooburrabee Aboriginal Corporation to manage and protect Aboriginal Cultural Heritage in Redlands.
Promote awareness and understanding of the local Aboriginal and Torres Strait Islander culture through events.	4.2.1	Organisational Services	On Track	Council delivered a number of events during National Aboriginal and Islander Day of Observance in Redlands to promote awareness and understanding of the local Aboriginal and Torres Strait Islander cultures.

Significant Activity	Op Plan Ref	Key Accountable	Status	Comment
Deliver programs, events, displays and exhibitions through Council's libraries, art galleries and performing arts centre to showcase Aboriginal history, art and culture and enhance community understanding of these aspects.	4.2.2	Community & Customer Services	On Track	Redland Performing Arts Centre presented three performances for the Quandamooka Festival – The Seven Stages of Grieving from Queensland Theatre Company at the Arts Centre Concert Hall and also at Dunwich Community Hall; and the Wantok Music Showcase was presented in the Concert Hall. Quandamooka artists public art banners have been installed on the wall of Redland City Council's main administration building adjacent to the Redland Art Gallery, on the Howard Walker Jetty, North Stradbroke Island and on the Shore Street North facing wall at Redland Performing Arts Centre. Redland Libraries attended the Dunwich State School celebrations for NAIDOC on 14 July 2017 with a pop up library and craft activities which was funded through the First 5 Forever early literacy program. Redland Libraries also promoted Indigenous Literacy Day in September and raised over \$1200 for the Indigenous Literacy Foundation through book sales.
Partner with QYAC to plan and monitor commitments under the ILUA.	4.3.1	Organisational Services	On Track	On 7 September 2017, Council and the Quandamooka Yoolooburrabee Aboriginal Corporation convened the Indigenous Land Use Agreement - Capital Works Forum on North Stradbroke Island. The forum was facilitated by Council's General Manager of Infrastructure and Operations.
Plan and deliver commitments under the ILUA in partnership with QYAC.	4.3.2	Organisational Services	On Track	Council continues to work in partnership with the Quandamooka Yoolooburrabee Aboriginal Corporation to deliver on the commitments under the Indigenous Land Use Agreement. The Indigenous Land Use Agreement Consultative Committee Meeting is scheduled to occur in the next quarter.
Support the development of eco-cultural tourism.	4.4.1	Organisational Services	On Track	Indigenous cultural tourism - achieved promotion of Quandamooka Festival on Channel 7's 'Great Day Out', Sunday Mail, Our Redlands and Council's social media; facilitated partnership between Quandamooka Festival and Redfest, continued to work on funding increase for iconic entry signs on North Stradbroke Island as part of Transition Strategy; and continued to liaise with stakeholders on Redlands Indigenous Cultural Tourism Plan.

5. Wise planning and design

2020 Strategic Outcomes

5.1 Growth and development in the city is sustainably managed through the adoption and implementation of the Redland City Plan and Local Government Infrastructure Plan.

5.2 Redland City's character and liveability are enhanced through a program of master planning, place-making and centre improvement strategies, including maximising opportunities through the catalyst Toondah Harbour Priority Development Area and Redlands Health and Wellbeing Precinct projects to build a strong and connected Cleveland.

5.3 An effective and efficient development assessment process delivers quality development that is consistent with legislation, best practice and community expectations.

5.4 Regional collaboration and targeted advocacy drives external funding for key infrastructure upgrades and enhanced community outcomes.

Significant Activity	Op Plan Ref	Key Accountable	Status	Comment
Implement the Local Government Infrastructure Plan.	5.1.1	Community & Customer Services	On Track	Public consultation of the draft Plan occurred between July and August. Five submissions in total were received. An amended draft Plan was prepared in response to those submissions. A submission response report and second statutory compliance check were completed. Council resolved on 4 October to support the amended draft and to forward to the State Government for second state interest review and approval to adopt.
Implement the Netserv Plan.	5.1.2	Infrastructure & Operations	On Track	The revised Netserv Plan Part A was adopted at the General Meeting on 4 October 2017. Capital works delivery aligned to that plan is underway for this financial year.
Commence the Redland City Plan.	5.1.3	Community & Customer Services	On Track	The draft Redland City Plan remains with the Queensland State Government awaiting final Ministerial approval to commence. Implementation of an internal training program to support the operation of the new City Plan has commenced. Work is being undertaken on a proposed future major amendment to City Plan after this has been approved by the Minister and commenced.

Significant Activity	Op Plan Ref	Key Accountable	Status	Comment
Coordinate a centres master planning and place making program.	5.2.1	Community & Customer Services	On Track	<p>Sites have been selected for installation of People Counters across the central business district (CBD) to provide base line measures for evaluation of place making interventions. Stakeholder engagement continued with property owners in the CBD to help stimulate interest and action in place making and revitalisation endeavours. Redlands Place Makers Cleveland, a new volunteer community group, have been progressing toward a sustainable structure.</p> <p>Work continued on a program model for place making for other key centres in Redland City, based on outcomes of interventions in the Cleveland CBD.</p> <p>The Heads of Agreement between Metro South Hospital Board, Redland Mater Private Hospital and Redland City Council for the Redlands Health and Wellbeing Precinct has been finalised. Planning consultants have begun to undertake investigations of the area.</p>
Develop master plan for Redland Aquatic Redevelopment.	5.2.2	Infrastructure & Operations	On Track	<p>Consultant team engaged to undertake preliminary planning assessments and develop component brief based on community consultation, and previous feasibility reports. Stage 1 Project Appreciation Report completed, with Stage 2 Master plan due for completion by November 2017.</p>
Plan for future use of surplus commonwealth land at Birkdale.	5.2.3	Community & Customer Services	Monitor	<p>The proposed project to determine the most appropriate future use of the land is currently on hold pending ongoing negotiations with the Australian Communications and Media Authority (ACMA) and Air Services Australia. It is unlikely these negotiations will be finalised this calendar year.</p>
Maintain effective systems and processes that underpin quality, timely decision making for development applications.	5.3.1	Community & Customer Services	On Track	<p>Following the commencement of the new Planning Act system updates have been implemented. The next iterations of Council's development assessment online lodgement service are currently being developed in collaboration with Council's Information Management Group to expand functionality and incorporate additional application types. Work has commenced on ePlanning Improvements project funded by the State Department of Infrastructure, Local Government and Planning Innovation and Improvement Fund. A review has commenced of application forms, procedures and processes ahead of City Plan implementation.</p>
Advocate for key city building infrastructure including identifying funding paths for delivery.	5.4.1	Community & Customer Services	On Track	<p>Council participated in the development of the South East Queensland (SEQ) Council of Mayors Advocacy Plan that will be used to advocate for Councils at the State election. Council also participated as a member of the Department of Infrastructure, Local Government and Planning's SEQ City Deal Economic Narrative Reference Group. Input and feedback was provided for the Brisbane's Future Tourism Infrastructure Needs Discussion Paper.</p>

Significant Activity	Op Plan Ref	Key Accountable	Status	Comment
Plan and develop cross-boundary transport and infrastructure priorities.	5.4.2	Infrastructure & Operations	On Track	The Cross Boundary Connectivity is continuing to identify and advocate for key infrastructure projects that address transport and connectivity issues between Redlands and Brisbane. The technical working group, consisting of representatives from Department of Transport and Main Roads, Brisbane City Council and Redland City Council prepared a series of briefings and investigations for the Cross Boundary Connectivity Committee (consisting of elected members from Local, State and Federal parliament) which identified and evaluated key transport infrastructure projects. The purpose of these reports was for the Committee to align the priority for specific projects for delivery and highlight the benefit of these projects to a broader community base that is beyond local government boundaries.

6. Supportive and vibrant economy

2020 Strategic Outcomes

6.1 Council supports infrastructure that encourages business and tourism growth.

6.2 Redland City delivers events, activities and performances that bring economic and social benefits to the community.

6.3 Council's involvement in the State Government's North Stradbroke Island Economic Transition Committee supports and aligns with Council's strategic objectives, which help deliver long-term economic sustainability for North Stradbroke Island (Minjerribah).

6.4 Council receives a return on the community's investment in land to enhance economic and community outcomes.

6.5 Growth in key sectors identified in Council's Economic Development Framework is supported through the development and implementation of action plans by the Industry Economic Development Advisory Board.

6.6 Development will be facilitated specifically in the Toondah Harbour Priority Development Area (PDA) and Weinam Creek PDA with a focus on economic growth.

Significant Activity	Op Plan Ref	Key Accountable	Status	Comment
Partner with external stakeholders to deliver key city building infrastructure to support Council's priorities.	6.1.1	Community & Customer Services	On Track	<p>Council successfully applied for funding through the Queensland Government Advancing Regional Innovation Program (\$500,000 over three years), which aims to support innovation and entrepreneurship in regional Queensland. Council is lead for the project and partners include Griffith University and Logan City Council.</p> <p>Council also received notice of a successful proposal and nominated early stage assessment under the Queensland Government Maturing the Infrastructure Pipeline Program to partner with the Department of Infrastructure, Local Government and Planning to help build a business case for a Cleveland Innovation Precinct.</p>
Develop tourism infrastructure.	6.1.2	Organisational Services	On Track	<p>Work continued on a destination website for the city; hosted two Redland Tourism Subcommittee meetings; completed foreshore protection works on Macleay Island with the construction of a rock revetment wall, beach access stairs and a ramp; continued to advocate to the State Government for an additional \$110 million in funding for tourism infrastructure on North Stradbroke Island; and continued to work with the State Government for funding for four new jetties on the Southern Moreton Bay Islands.</p>

Significant Activity	Op Plan Ref	Key Accountable	Status	Comment
Develop and deliver a unique Redland City brand.	6.1.3	Organisational Services	On Track	Council continued to work with the community and brand consultant on the development of a new brand for the Redlands. The research phases of the program were completed and development of 'look and feel' and tagline concepts began . The winners of Council's story competition to uncover the essence of the Redlands were announced.
Develop strategies and activities to support key events.	6.2.1	Organisational Services	On Track	<p>Council delivered four actions items from the Redland City Events Strategy and Action Plan 2017-2022 during the quarter. Sponsorship - implemented new online sponsorship application for in-kind sponsorship; Signature/ Destination Event Development - commenced development of five year strategy for RedFest.; Event Building and Packaging - assisted event organisers of RedFest and Quandamooka Festival to package their events to deliver a Quandamooka component in RedFest 2017; Leveraged off Commonwealth Games - continued to work on Commonwealth Games opportunities for the city including promotion, baton relay and community events.</p> <p>Cultural Policy - continued to review Council's Cultural Policy and develop a Cultural Plan 2017-2022. Facilitate delivery of events - delivered 7 community events attracting attendances of 3250 and assisted 20 community events attracting attendances of 79,400.</p> <p>Event permit process - coordinated 27 Red Team event meetings to ensure streamlined event permit allocation for community events.</p>
Plan and coordinate Redland's participation in the Gold Coast Commonwealth Games legacy events.	6.2.2	Community & Customer Services	On Track	Redland City Council's Commonwealth Games Liaison Committee, which includes representation from the Office of the Commonwealth Games, Department of Tourism, Events and Small Business (DTESB), continues to meet on a monthly basis. Council applied for a 'Game on Queensland' grant, which are available from the Queensland Government to local councils to deliver sport and recreation events and programs in the lead-up to, during and after the Gold Coast 2018 Commonwealth Games. Work continued on preparations for Cleveland to host a leg of the Queen's Baton Relay on Saturday 31 March 2018. Council continued to advocate to DTESB for Redlands' involvement in the Trade 2018 program as well as to host Commonwealth Games sporting teams from around the world, and to conduct famils to the Redlands from the Gold Coast and Brisbane for dignitaries visiting around the time of the Commonwealth Games.

Significant Activity	Op Plan Ref	Key Accountable	Status	Comment
Support economic transition for North Stradbroke Island (NSI).	6.3.1	Community & Customer Services	On Track	<p>Council is leading one project (Project 13: Location and Interpretive Signage) and is a stakeholder on a further 17 of 23 projects under the Queensland Government's North Stradbroke Island Economic Transition Strategy.</p> <p>Council is awaiting feedback from the State about a request for additional funding to allow for public art interpretive signage as part of Project 13: Location and Interpretive Signage before finalising the project funding agreement.</p> <p>The Quandamooka Yoolooburrabee Aboriginal Corporation is now leading Project 16: Develop and improve recreational trails on the island, with Council to remain a partner on the project.</p> <p>An internal working group established by Council, with representation from the Department of State Development, continues to meet on a monthly basis to coordinate Council communications and participation in projects being funded under the North Stradbroke Island Economic Transition Strategy.</p>
Develop strategic opportunities for Redland City Council land holdings.	6.4.1	Redlands Investment Corporation	On Track	The Oaklands Street townhouse project, Ava Terraces has commenced. Redland Investment Corporation continues to assess opportunities on various sites.
Develop action plans for key industry sectors.	6.5.1	Community & Customer Services	On Track	Two industry sector strategies and action plans in the areas of Education and Training and Health Care and Social Assistance have been developed. The industry blueprints, which incorporate input from industry stakeholders, Council and the Redland Economic Development Advisory Board, include an analysis of economic trends, industry drivers and opportunities as well as actions that are prioritised in consideration of potential for job creation and sustaining economic growth. The action plans were presented at Council's General Meeting on 6 September 2017. Council resolved to receive the two strategies and action plans, and that within three months officers will outline the delivery and implementation schedule for both industry sector action plans including timeframes, accountable parties and corresponding budget and resource considerations.

Significant Activity	Op Plan Ref	Key Accountable	Status	Comment
Facilitate process with Economic Development Queensland.	6.6.1	Redlands Investment Corporation	On Track	Toondah Harbour Priority Development Area (PDA): The project will now be assessed under the Commonwealth Environment Protection and Biodiversity Conservation Act 1999 (the EPBC Act) for a decision. Walker Group is now liaising with the State and Federal governments to determine the most suitable assessment method. Weinam Creek – the Request for Proposal Process continues.

7. Strong and connected communities

2020 Strategic Outcomes

7.1 Festivals, events and activities bring together and support greater connectivity between cross-sections of the community.

7.2 Council maximises community benefit from the use of its parklands and facilities by improving access to, and the quality and shared use of, public spaces and facilities by groups for sporting, recreational and community activities.

7.3 Council's assessment of community issues and needs provides timely opportunities to pursue grants and partnerships that realise long-term benefits.

7.4 Council supports volunteerism and participation in civic projects through clear and supportive Council processes to reduce red-tape, and engage and recruit volunteers for Council projects.

7.5 The community's preparedness for disasters is improved through community education, training and strong partnerships between Council and other agencies.

Significant Activity	Op Plan Ref	Key Accountable	Status	Comment
Design and deliver an annual calendar with a range of festivals, events and activities across the city.	7.1.1	Community & Customer Services	On Track	<p>Council continues to design and deliver the annual events calendar with a range of festivals, events and activities across the city. In the first quarter, Council designed and delivered seven corporate events attracting 3,250 people. Council also facilitated the delivery of 20 community run events, festivals and activities with an attendance of 79,400 people.</p> <p>Community Grants and Sponsorship - 7 Organisation Support Grants were assessed and approved. 6 Conservation Grants were assessed and 3 were approved. 6 Project Support Grants were assessed and 4 approved. 12 Capital Infrastructure Grants were assessed and 6 approved.</p>
Develop a public art strategy for Council that maximises community benefits from grant funding and ensures a vibrant public art program across the city.	7.1.2	Community & Customer Services	On Track	A register of artists has been developed, including local artists, that have an interest in becoming involved in future projects. Two murals at Wellington Point have been completed.
Plan for effective sport and recreation areas.	7.2.1	Infrastructure & Operations	On Track	Early planning stage underway with the Heinemann Road property being acquired. The site is currently being surveyed and to be completed by December 2017.
Develop master plan for Cleveland activities precinct.	7.2.2	Infrastructure & Operations	On Track	William Ross Park Round 2 consultation completed. Project progressing through detailed design.

Significant Activity	Op Plan Ref	Key Accountable	Status	Comment
Finalise and implement Council's library strategy to align library services to ongoing and changing customer needs.	7.2.3	Community & Customer Services	On Track	Council's new library strategy was adopted at the General Meeting on 4 October 2017. This five year strategy sets the direction for the library service for the next five years and is structured around four goals: welcoming destinations and flexible spaces; innovative and accessible services; activate through programs and partnerships; and a skilled and cohesive team. New WiFi services were introduced for Russell Island library in July 2017 and opening hours were extended from 30 August 2017. A new customer service centre at Victoria Point library opened in July 2017. Library programs included code clubs, pop up libraries, visits to childcare centres, literacy programs for children aged 0-5 and school holiday activities.
Partner with community organisations and the private sector to deliver social infrastructure supporting community needs.	7.3.1	Community & Customer Services	Monitor	<p>Council has submitted a request for funding for the Cleveland Community Hub under the 2017-19 Local Government Grants and Subsidies Program. Draft service models, and funding sources (including budgeting for the 2017-2018-2019 financial years) have been developed.</p> <p>A land options analysis, development options paper and design concepts have been drafted for the Cleveland Community Hub, with stakeholder consultation ongoing. Costings have been provided for development options, and a feasibility study has been completed to support location of the hub. Operating models have also been drafted.</p>
Provide opportunities for volunteers to participate in a range of existing Council projects and activities.	7.4.1	Community & Customer Services	On Track	Opportunities were provided to volunteer workers within the IndigiScapes Centre's nursery, café, after hours Wildlife Ambulance, wildlife volunteer network phone service, citizen science and Bushcare.

Significant Activity	Op Plan Ref	Key Accountable	Status	Comment
Promotion and delivery of multi-agency education programs.	7.5.1	Organisational Services	On Track	<p>All community engagements have a strong focus of community education and building partnerships in the multi-agency space. Our focus is to build community resilience by providing the tools to assist in disaster preparedness across the community. At these engagement opportunities we encourage everyone, residents and visitors alike to visit our Redland Disaster Plan website: www.redlanddisasterplan.com.au</p> <p>July: 4 Community Engagements – NAIDOC Celebrations at Dunwich; Flinders Day on Coochiemudlo Island; Anglicare at Cleveland and a Community Event held at Judy Holt Park.</p> <p>August: 6 Community Engagements – Street Speaks Capalaba; Mount Cotton Skate Park Opening; Mayoral Prayer Breakfast at Wellington Point; Presentation at the Church of Jesus Christ of Latter-Day Saints at Cleveland; Ormiston College Year 3 and Sheldon College Year 8.</p> <p>September: 5 Community Engagements – Redfest at Cleveland; Savvy Seniors on Macleay Island; Redlands Community Volunteers Meeting at Capalaba; Street Speaks at Redland Bay and a presentation to Wellington Manor in Birkdale.</p>

8. Inclusive and ethical governance

2020 Strategic Outcomes

8.1 Council's Information Management Strategy and technology systems are engineered to increase efficiency and provide excellent customer service outcomes.

8.2 Council produces and delivers against sustainable financial forecasts as a result of best practice Capital and Asset Management Plans that guide project planning and service delivery across the city.

8.3 Implementation of the Corporate Plan is well coordinated across Council and through a delivery mechanism that provides clear line of sight, accountability and performance measurement for all employees.

8.4 A continuous improvement focus underpins the organisation, creating a supportive environment for ideas and positive, well-managed change that enhance internal and external outcomes.

8.5 Council uses meaningful tools to engage with the community on diverse issues so that the community is well informed and can contribute to decision making.

Significant Activity	Op Plan Ref	Key Accountable	Status	Comment
Transform Council's systems and processes.	8.1.1	Organisational Services	On Track	<p>The Property and Rating system process mapping has been completed and a summary will be provided to the Information Management steering committee. The Information Management Group is now working with front line customer services to develop efficiency and automation across the customer request process. This will also help formulate the new MyServices customer portal.</p> <p>The Information Management Group received handover of the modular Data Centre on 22 September 2017 and is in the final stages of procurement for a converged Infrastructure environment. Information Management is also progressing a cyber security and firewall review and has implemented a managed security service for Cyber threats detection, incident response and staff awareness programs this quarter.</p> <p>Information Management has commenced the replacement of the Red-E-map Geographic Information Systems utilising the new ESRI platform to deliver significant functionality and usability enhancements to both the community, stakeholders and internal business units.</p>

Significant Activity	Op Plan Ref	Key Accountable	Status	Comment
Improve Council's e-service capability.	8.1.2	Organisational Services	On Track	<p>Enhanced e-services capability by implementing an online Development Application Lodgement function which allows customers to submit the following applications, Material Change of Use, Operational Works, Reconfiguring a Lot and Approving Plan of Subdivision development applications including BPAY for applications lodged.</p> <p>New online bin day calendar went live on Council's website enabling residents to find out when their general waste, recycling and green waste bins are collected. In first month after going live there were 2,675 page views.</p>
Optimise Redland City Council's asset management governance.	8.2.1	Organisational Services	On Track	<p>Phase 1 documentation was presented to the Executive Leadership Team on 2 August 2017 ahead of Council's General Meeting on 23 August 2017. Documents included Asset Management Framework, Asset Management Policy, Organisational Structure Report including Roles and Responsibilities and Asset Management Governance Framework. Council's General Meeting on 23 August 2017 resolved to progress the project and accept the Asset Management Governance Model. The project has also commenced the Asset and Service Management Plan, Creation Workshop Series for Authors, Reviewers and Approvers. This is a series of 8 workshops over 10 weeks to improve the quality and consistency of Council's Asset and Service Management Plans.</p>
Establish governance over strategic and operational planning.	8.3.1	Organisational Services	On Track	<p>Corporate Planning commenced drafting the development, approval, review, and implementation of strategies and plans. Work commenced on the integration of annual planning, budget, and portfolio processes to improve transparency and informed decision making.</p>
Align staff capability and performance to deliver the Corporate Plan 2020 Outcomes.	8.3.2	Human Resources	On Track	<p>The MyGoals working group finalised the 2017 MyGoals Conversation Guide and tested in Aurion v11 upgrade. MyGoals 'to be' framework discussions have been finalised with minor changes made to MyGoals form and a total rewrite of the MyGoals Guideline and Procedure. MyGoals now includes Achievements, My Workplace Priorities, My Value Commitments, My Development and Career Plan.</p> <p>The Internal / External Coaching Bench and in-house Mentoring Program for employees continues. The Chief Executive Officer's Internal Vision Facilitation Pack was created and Group Managers commenced vision / values activities in September 2017.</p>

Significant Activity	Op Plan Ref	Key Accountable	Status	Comment
Further enhance the continual improvement culture supporting service delivery.	8.4.1	Organisational Services	On Track	<p>A standard approach to documenting processes has been established in the draft process framework, and training in the process management software Promapp has commenced for specific business units across Council.</p> <p>A Project Management Community of Practice was established in August 2017 by the Portfolio Management Office (PMO), to improve project/ program management maturity to bring together Redland City Council's Project Management Community allowing officers to share project and program management experiences and learnings.</p>
Embed change management capability within continual improvement programs.	8.4.2	Human Resources	On Track	Processes developed and aligned to the Portfolio Management Office to identify and monitor enterprise change portfolio. Change management workshop undertaken by Group Managers as part of Leadership Development program. Foundational Change management workshop for all employees has been developed.
Align the organisation to meet changing operational requirements.	8.4.3	Human Resources	On Track	In the last quarter the workplace relations team has progressed the pre-planning strategy for enterprise bargaining with the newly formed Executive Leadership Team and has secured an administrative increase to the mutual satisfaction of internal and external key stakeholders prior to formal bargaining.
Drive innovation and improvement through capable leadership.	8.4.4	Human Resources	On Track	Consults with Group Managers on topics for the Enabling Leaders Program has been finalised. Consults with Service Managers has been finalised with topics being determined. A joint Executive and Senior Leaders 2 day workshop was held on Coaching Conversations for People Leaders. Designed and developed the Mate to Manager Program which targeted 'leading self' and 'managing teams' with the second round of the Program completed.
Improve organisational performance through employee feedback.	8.4.5	Human Resources	On Track	<p>Council sought feedback from all managers within the Operational Leadership Group on the topics for inclusion in their Leadership Development Program which will be used in planning leadership development and talent management initiatives in the next 12 months. Council also sought feedback from all employees on the current reward and recognition program, seeking ideas for improvement and how the program can enable organisational performance.</p> <p>The next internal MySay (employee satisfaction) survey to be determined following research undertaken on several survey methodologies.</p>

Significant Activity	Op Plan Ref	Key Accountable	Status	Comment
Deliver a healthy and safe Redland City Council environment.	8.4.6	Human Resources	On Track	<p>Redland City Council continued to strive for a workplace that has a risk level that is as low as reasonably practical and therefore a risk of injury or illness is as low as we can achieve.</p> <p>The Safety Management Plan continued to focus on a wholistic approach to Workplace Health, Safety and Wellbeing by balancing compliance, climate and culture. Orange Week safety activities were undertaken including the delivery of a mock court session for the Operational Leadership Group.</p> <p>Redland City Council continued with the delivery of the Redland City Council Ageing Workforce Strategy and the Sedentary Workers Ergonomic 'Take a Stand' Strategy with a focus on workstations and office ergonomics.</p> <p>The Self Insurance Audit for Redland City Council was conducted in August with the Redland City Council score continuing to improve, exceeding the minimum score required. The WHS Management Committee reviewed the outcomes and recommendations of the 2017 Audit at it's September Committee Meeting.</p>
Review Council's community engagement model and framework.	8.5.1	Organisational Services	On Track	Continued work on program to deliver city-wide community engagement on canal and lake maintenance.

11.1.2 REPORT OF THE AUDIT COMMITTEE FROM 12 OCTOBER 2017**Objective Reference:** A124442**Reports and Attachments (Archives)****Attachment:** [Audit Committee Minutes – 12 October 2017](#)**Authorising Officer:** John Oberhardt
General Manager Organisational Services**Author/Responsible Officer:** Siggy Covill
Group Manager Internal Audit and Risk

PURPOSE

The purpose of this report is to present the minutes of the Audit Committee meeting on 12 October 2017 to Council for adoption in accordance with Section 211 of the *Local Government Regulation 2012*.

BACKGROUND

The primary objective of the Audit Committee is to assist Council in fulfilling its corporate governance role and oversight of financial measurement and reporting responsibilities imposed under the *Local Government Act 2009*, the *Financial Accountability Act 2009* and other relevant legislation.

To fulfil this objective and in order to enhance the ability of Councillors to discharge their legal responsibility, it is necessary that a written report is presented to Council as soon as practicable after a meeting of the Audit Committee about the matters reviewed at the meeting and the committee's recommendations about these matters.

ISSUES

Please refer to the attached Minutes of the Audit Committee meeting held on 12 October 2017.

STRATEGIC IMPLICATIONS**Legislative Requirements**

Requirements from the *Local Government Act 2009*, the *Local Government Regulation 2012* and the *Financial Accountability Act 2009* have been taken into account during the preparation of this report.

Risk Management

There are no opportunities or risks for Council resulting from this report.

Financial

There are no financial implications impacting Council as a result of this report.

People

There are no implications on people as a result of this report.

Environmental

There are no environmental impacts resulting from this report.

Social

There are no social implications as a result of this report.

Alignment with Council's Policy and Plans

Relationship to Corporate Plan: 8. Inclusive and ethical governance

Deep engagement, quality leadership at all levels, transparent and accountable democratic processes and a spirit of partnership between the community and Council will enrich residents' participation in local decision-making to achieve the community's Redlands 2030 vision and goals.

8.4 A continuous improvement focus underpins the organisation, creating a supportive environment for ideas and positive, well-managed change that enhances internal and external outcomes.

CONSULTATION

The Audit Committee minutes are presented for confirmation as a true and accurate record of proceedings at its next meeting.

OPTIONS

1. That Council resolves to accept this report, which summarises the issues discussed at the Audit Committee meeting of 12 October 2017.
2. That Council resolves to accept this report and requests additional information.
3. That Council resolves not to accept this report and requests an alternative method of reporting.

**OFFICER'S RECOMMENDATION/
COUNCIL RESOLUTION**

Moved by: Cr P Gleeson
Seconded by: Cr M Edwards

That Council resolves to accept this report, which summarises the issues discussed at the Audit Committee Meeting of 12 October 2017.

CARRIED 10/0

Crs Boglary, Mitchell, Gollè, Hewlett, Edwards, Elliott, Huges, Gleeson, Bishop and Williams voted FOR the motion.

Cr Talty was absent from the meeting.



Redland
CITY COUNCIL

MINUTES

AUDIT COMMITTEE MEETING

Thursday, 12 October 2017

Commencing at 9.30 am

**Council Chambers
1st floor Administration Building
Bloomfield Street Cleveland QLD 4163**

TABLE OF CONTENTS

ITEM	SUBJECT	PAGE NO
1	DECLARATION OF OPENING	3
2	RECORD OF ATTENDANCE AND APOLOGIES.....	3
3	CONFLICT OF INTEREST DECLARATION	3
4	RECEIPT AND CONFIRMATION OF MINUTES.....	4
	4.1 BUSINESS ARISING FROM PREVIOUS MINUTES	4
5	UPDATE FROM THE CHIEF EXECUTIVE OFFICER.....	5
	5.1 GENERAL COUNCIL MATTERS	5
	5.2 CAPITAL AND OPERATIONAL ADVISORY PANEL	5
	5.3 REDLAND INVESTMENT CORPORATION (RIC)	5
6	COUNCIL FINANCIAL REPORTS.....	5
	6.1 END OF MONTH FINANCIAL REPORTS.....	5
	6.2 ANNUAL FINANCIAL STATEMENTS	5
	6.3 ASSET VALUATIONS.....	5
7	QUARTERLY COMPLIANCE SURVEY	5
8	INTERNAL AUDIT PLAN	6
	8.1 AUDIT PLAN STATUS	6
9	INTERNAL AUDIT REPORTS	6
	9.1 ORGANISATIONAL SERVICES	6
10	AUDIT RECOMMENDATIONS DUE FOR IMPLEMENTATION	6
11	UPDATE FROM EXTERNAL AUDITORS.....	6
12	OTHER BUSINESS.....	7
	12.1 RISK MANAGEMENT	7
	12.2 COMPLAINTS MANAGEMENT	7
	12.3 PROCUREMENT	7
	12.4 WORKPLACE HEALTH AND SAFETY	7
	12.5 ASSET MANAGEMENT GOVERNANCE MODEL.....	7
13	MEETING CLOSURE	7

1 DECLARATION OF OPENING

The Chairperson declared the meeting open at 9.33am

2 RECORD OF ATTENDANCE AND APOLOGIES

Membership:

Cr Paul Gleeson	Councillor Member and Chairperson
Cr Karen Williams	Councillor Member (Mayor)
Mr Virendra Dua	External Member
Mr Peter Dowling	External Member

Secretary:

Ms Siggie Covill	Group Manager Internal Audit and Risk
------------------	---------------------------------------

Attendees:

Mr Andrew Chesterman	Chief Executive Officer
Mr John Oberhardt	General Manager Organisational Services
Mr Peter Best	General Manager Infrastructure and Operations
Ms Louise Rusan	General Manager Community and Customer Services
Ms Deborah Corbett-Hall	Chief Financial Officer
Mr Andrew Ross	General Counsel
Mr Paul Holtom	Group Manager Corporate Services
Ms Liz Connolly	Portfolio Director
Mr Peter Gould	Service Manager Workplace Health, Safety & Wellbeing
Mr Kailesh Naidu	Principal Adviser Internal Audit
Ms Joy Manalo	Finance Manager Corporate Finance
Mr Peter Kelley	Chief Executive Officer – Redland Investment Corporation (RIC)
Ms Melissa Read	Queensland Audit Office (QAO)
Mr Martin Power	Bentleys – QAO Audit Representative
Ms Ashley Carle	Bentleys – QAO Audit Representative

Observers:

Ms Wendy Boglary	Deputy Mayor
Mr Mark Edwards	Councillor
Ms Tracey Huges	Councillor
Mr Peter Mitchell	Councillor
Ms Megan Praeger	Executive Officer – Office of the Chief Executive Officer
Mr Pieter Labuschagne	Internal Auditor
Ms Selina Sutton	Trainee Auditor

Minutes:

Ms Fiona McCandless	PA to General Manager Organisational Services
---------------------	---

Apologies:

Ms Emma Hoy	Service Manager Workplace Relations
-------------	-------------------------------------

3 CONFLICT OF INTEREST DECLARATION

Audit Committee members were requested to declare any conflict of interest arising from matters discussed during the meeting.

No conflicts declared.

4 RECEIPT AND CONFIRMATION OF MINUTES

The minutes of the Audit Committee meeting of 7 September 2017 were presented for confirmation by the Committee.

4.1 BUSINESS ARISING FROM PREVIOUS MINUTES

Business arising from the minutes of the meetings from 20 July and 7 September 2017 of this committee were presented.

20 July 2017

4.1.1 As per Item 4.1 (Business Arising From Previous Minutes) the Committee requested that a framework be prepared to manage and monitor compliance and to show accountability and controls.

- *Update provided by Group Manager Corporate Services. Item carried forward.*

4.1.2 As per Item 4.1 (Business Arising From Previous Minutes) the Committee requested that a clear process be established for handling exceptions related to continuous monitoring once that project has been undertaken.

- *Item carried forward.*

4.1.3 As per Item 5.2 (Capital and Operational Advisory Panel) the Committee requested that critical success factors to measure an outcome are included in the Terms of Reference for the Capital and Operational Advisory Panel.

- *Refer Item 5.2. Completed.*

4.1.4 As per Item 8 (Internal Audit Plan) the Committee requested that a risk map be provided as an overview of significant audit activity to inform where risks and issues lie.

- *Item carried forward.*

4.1.5 As per Item 9 (Internal Audit Reports) the Committee requested that a report be brought back to the Committee on (i) the status of recovery of uncharged Allconnex infrastructure charges; (ii) the status of recovery of long outstanding invoiced infrastructure charges, and (iii) the use of the ZNOTRANS transaction code across Council as identified in the Revenue Cycle – Infrastructure Planning and Charging report.

- *Updates provided by (i) General Manager Community and Customer Services, (ii) Chief Financial Officer and (iii) Chief Financial Officer and Principal Adviser Internal Audit. Completed.*

7 September 2017

4.1.6 As per Item 4.1 (Draft Annual Financial Statements) the Committee requested that the Chief Financial Officer updates wording to the notes to the draft financial statements as discussed to provide further clarity in the disclosures.

- *Actions completed by 11 September 2017 and email update provided to Committee on 20 September 2017.*

COMMITTEE DECISION

That the Audit Committee notes the receipt and confirmation of the prior minutes and updates as presented.

5 UPDATE FROM THE CHIEF EXECUTIVE OFFICER

5.1 GENERAL COUNCIL MATTERS

The Chief Executive Officer provided a verbal report to the Audit Committee on notable matters.

5.2 CAPITAL AND OPERATIONAL ADVISORY PANEL

The Portfolio Director provided an update to the Audit Committee on progress of the renamed Capital and Operational Advisory Board, including the draft Terms of Reference.

5.3 REDLAND INVESTMENT CORPORATION (RIC)

The Chief Executive Officer of RIC provided a report and updated the Audit Committee on progress of the Corporation.

COMMITTEE DECISION

That the Audit Committee notes the report and updates as presented.

6 COUNCIL FINANCIAL REPORTS

6.1 END OF MONTH FINANCIAL REPORTS

The Chief Financial Officer presented Council's end of month reports for June, July and August 2017 to the Audit Committee.

6.2 ANNUAL FINANCIAL STATEMENTS

The Chief Financial Officer presented the audited draft annual financial statements for the year ended 30 June 2017 to the Audit Committee for information.

6.3 ASSET VALUATIONS

The Chief Financial Officer presented an update on asset valuations to the Audit Committee.

COMMITTEE DECISION

- 1. That the Audit Committee notes the financial reports and updates as presented;**
- 2. That only the latest end of month report in future be presented to the Committee for discussion;**
- 3. That Council develops a plan to improve the current low asset sustainability ratio;**
- 4. That Council informs the Committee of the reason behind the reduction in useful lives of Wastewater Pump Stations resulting from the assets valuation exercise and impact on maintenance; and**
- 5. That Council informs the Committee of the impact to the Statement of Comprehensive Income resulting from the adoption of an overhead rate increase from 15% to 20% in the water and wastewater asset valuation.**

7 QUARTERLY COMPLIANCE SURVEY

The quarterly compliance survey for the June 2017 quarter was presented to the Audit Committee.

COMMITTEE DECISION

That the Audit Committee notes the quarterly compliance survey as presented.

8 INTERNAL AUDIT PLAN**8.1 AUDIT PLAN STATUS**

The Group Manager Internal Audit and Risk provided an update on the status of the Internal Audit Plan 2017-2018 to the Committee.

COMMITTEE DECISION

- 1. That the Audit Committee notes the status of the Audit Plan as presented; and**
- 2. That the Councillors be included in the upcoming Audit Committee self-assessment process.**

9 INTERNAL AUDIT REPORTS

The following reports were presented for Audit Committee consideration:

9.1 ORGANISATIONAL SERVICES

- Management of Right to Information and Information Privacy
- Plant Assets

COMMITTEE DECISION

That the Audit Committee notes the reports as presented.

10 AUDIT RECOMMENDATIONS DUE FOR IMPLEMENTATION

The Principal Adviser Internal Audit presented a progress report on audit recommendations due for implementation to the Committee.

COMMITTEE DECISION

- 1. That the Audit Committee notes the report as presented; and**
- 2. That Internal Audit in future includes graphs in the report to show the trend in the movement of overdue audit recommendations.**

11 UPDATE FROM EXTERNAL AUDITORS

Bentleys presented their Closing Report for the Year Ended 30 June 2017 and an update on notable matters to the Committee.

COMMITTEE DECISION

That the Audit Committee notes the Closing Report and update as presented.

12 OTHER BUSINESS

12.1 RISK MANAGEMENT

The Group Manager Internal Audit and Risk provided a report and updated the Committee on risk management activities.

COMMITTEE DECISION

- 1. That the Audit Committee notes the update as presented; and**
- 2. That Council demonstrates how the current risks are actively being managed.**

12.2 COMPLAINTS MANAGEMENT

The Head of Human Resources provided a report updating the Audit Committee on administrative action and Councillor complaints.

COMMITTEE DECISION

That the Audit Committee notes the report as provided.

12.3 PROCUREMENT

The General Counsel updated the Audit Committee on Council's procurement matters.

COMMITTEE DECISION

That the Audit Committee notes the update as presented.

12.4 WORKPLACE HEALTH AND SAFETY

The Service Manager Workplace Health, Safety & Wellbeing updated the Audit Committee on Council's workplace health and safety matters.

COMMITTEE DECISION

That the Audit Committee notes the update as presented.

12.5 ASSET MANAGEMENT GOVERNANCE MODEL

The Chief Financial Officer presented an update to the Audit Committee on the Asset Management Governance Model.

COMMITTEE DECISION

That the Audit Committee notes the update as presented.

13 MEETING CLOSURE

The Chairperson declared the meeting closed at 11.26am

11.1.3 OCTOBER 2017 MONTHLY FINANCIAL REPORT

Objective Reference: A2688541
Reports and Attachments

Attachment: [October 2017 Monthly Financial Report](#)

Authorising/Responsible Officer: Deborah Corbett-Hall
Chief Financial Officer

Report Authors: Udaya Panambala Arachchilage
Corporate Financial Reporting Manager
Quasir Nasir
Corporate Accountant

PURPOSE

The purpose of this report is to note the year to date financial results as at 31 October 2017 prior to the finalisation of the end of year process.

BACKGROUND

Council adopts an annual budget and then reports on performance against the budget on a monthly basis. This is not only a legal requirement but enables the organisation to periodically review its financial performance and position and respond to changes in community requirements, market forces or other outside influences.

ISSUES

End of Year Accounts Finalisation

The 2016-17 annual financial statements were audited by the Queensland Audit Office during September and October. The closing asset and liability balances per the financial statements flow through to the opening balances of 2017-18 as presented in the October monthly financial report.

The audit has not resulted in any adjustments to the opening balances for the 2017-18 financial year and certification of the financial statements was received from the Queensland Audit Office on 19 October 2017.

Capital carryover budget 2017-18

Council adopted a carryover budget on 23 August 2017 to accommodate capital works straddling two financial years. The attached monthly financial report for October includes the carryover budget although as outlined above, the final audited opening balances, together with other revisions to the budget, will be adopted as part of the revised budget in December 2017, and will reconcile to the financial management system and end of year accounts finalisation process.

Canal and lake charges change

In the 2016-17 financial year Council decided to temporarily end the special charges levied on canal and lake-front homeowners. The canal and lake reserve balances were frozen and quarantined with the only movement to the reserves being interest earned. The process for issuing refunds for the reserve balances quarantined for maintenance and repairs since 2011-12, has been worked through and as of 31 October Council has processed over 90% of the refunds.

During October the reserves were reduced to the extent of the refund cheques drawn as at 31 October 2017.

Council has since developed a new strategy for the management of the canal and lake estates. Special charges have been levied to canal and lake-front homeowners and the new 2017-18 canal and lake reserves will reflect the current year program for revenue and expenditure.

STRATEGIC IMPLICATIONS

Council continued to report a strong financial position and favourable operating result at the end of October 2017.

Council has either achieved or favourably exceeded the following key financial stability and sustainability ratios as at the end of October 2017:

- operating surplus ratio
- net financial liabilities
- ability to pay our bills – current ratio
- ability to repay our debt – debt servicing ratio
- cash balance
- cash balances – cash capacity in months
- longer term financial stability – debt to asset ratio
- interest coverage ratio

The following ratios did not meet the target at the end of October 2017:

- asset sustainability ratio
- level of dependence on general rate revenue
- operating performance

The asset sustainability ratio did not meet the target at the end of October 2017 and continues to be a stretch target for Council with renewal spend of \$6.99M and depreciation expense of \$18.26M year to date on infrastructure assets. This ratio is an indication of how Council currently maintains, replaces and renews its existing infrastructure assets as they reach the end of their useful life. Capital spend on non-renewal projects grow the asset base and therefore increases depreciation expense, resulting in a lower asset sustainability ratio. The upward revaluation of the infrastructure assets also results in a lower ratio.

Council's Capital Works Prioritisation Policy (POL-3131) demonstrates its commitment to maintaining existing infrastructure and the adoption of a renewal strategy for its existing assets ahead of 'upgrade' and/or 'new' works.

The second quarter rates run for the 2017-18 financial year occurred in October 2017, resulting in a spike in Council's level of dependence on general rate revenue (excluding utility revenues) to 42.29% (outside the target range of less than 37.5%). Spikes in this ratio are expected to be cyclical and will occur in the months where the quarterly rates are levied.

Council did not achieve its target operating performance ratio of greater than or equal to 15% with a result at the end of October 2017 of 6.02%. This ratio is a cash measure and therefore moves in line with the cash balances. It is also cyclical in nature as it peaks and troughs in line with the rating cycle and is reflective of the fact that the second quarter general rates run payments are due on 7 November 2017.

Legislative Requirements

The October 2017 financial results are presented in accordance with the legislative requirement of section 204(2) of the *Local Government Regulation 2012*, requiring the Chief Executive Officer to present the financial report to a monthly Council meeting.

Risk Management

The October 2017 financial results have been noted by the Executive Leadership Team and relevant officers who can provide further clarification and advice around actual to budget variances.

Financial

There is no direct financial impact to Council as a result of this report; however it provides an indication of financial outcomes at the end of October 2017.

People

Nil impact expected as the purpose of the attached report is to provide financial information to Council based upon actual versus budgeted financial activity.

Environmental

Nil impact expected as the purpose of the attached report is to provide financial information to Council based upon actual versus budgeted financial activity.

Social

Nil impact expected as the purpose of the attached report is to provide financial information to Council based upon actual versus budgeted financial activity.

Alignment with Council's Policy and Plans

This report has a relationship with the following items of the 2015-20 Corporate Plan:

8. Inclusive and ethical governance

Deep engagement, quality leadership at all levels, transparent and accountable democratic processes and a spirit of partnership between the community and Council will enrich residents' participation in local decision-making to achieve the community's Redlands 2030 vision and goals.

8.2 Council produces and delivers against sustainable financial forecasts as a result of best practice Capital and Asset Management Plans that guide project planning and service delivery across the city.

CONSULTATION

Council departmental officers, Financial Services Group officers and the Executive Leadership Team are consulted on financial results and outcomes throughout the period.

OPTIONS

1. That Council resolves to note the financial position, results and ratios for October 2017 as presented in the attached Monthly Financial Report.
2. That Council requests additional information.

**OFFICER'S RECOMMENDATION/
COUNCIL RESOLUTION**

Moved by: Cr P Gleeson

Seconded by: Cr W Boglary

That Council resolves to note the financial position, results and ratios for October 2017 as presented in the attached Monthly Financial Report.

CARRIED 10/0

Crs Boglary, Mitchell, Gollè, Hewlett, Edwards, Elliott, Huges, Gleeson, Bishop and Williams voted FOR the motion.

Cr Talty was absent from the meeting.

Monthly Financial Report

October 2017



MAKE A
DIFFERENCE
MAKE IT
COUNT

CONTENTS

1.	Executive Summary	3
2.	Key Performance Indicators	3
3.	Statement of Comprehensive Income	4
4.	Operating Statement	5
5.	Capital Funding Statement	7
6.	Statement of Financial Position	8
7.	Statement of Cash Flows	10
8.	Investment & Borrowings Report	11
9.	Constrained Cash Reserves	12
10.	Redland Water Statements	13
11.	RedWaste Statements	13
12.	Appendix: Additional and Non-financial Information	14
13.	Glossary	15

1. EXECUTIVE SUMMARY

This monthly report illustrates the financial performance and position of Redland City Council compared to its adopted budget at an organisational level for the period ended 31 October 2017. Council's 2016/2017 financial statements were signed off and certified by the Queensland Audit Office on 19 October 2017.

The year to date and annual revised budget referred to in this report incorporates the changes from the budget capital carryovers adopted by Council on 23 August 2017.

Key Financial Highlights and Overview

Key Financial Results (\$000)	Annual Revised Budget	YTD Budget	YTD Actual	YTD Variance	YTD Variance %	Status Favourable ✓ Unfavourable ✗
Operating Surplus / (Deficit)	(11,136)	17,207	15,602	(1,605)	-9%	✗
Recurrent Revenue	261,639	102,578	100,709	(1,869)	-2%	✗
Recurrent Expenditure	272,775	85,371	85,107	(264)	0%	✓
Capital Works Expenditure	94,860	16,812	15,975	(837)	-5%	✓
Closing Cash & Cash Equivalents	140,234	177,830	145,160	(32,670)	-18%	✗

Council reported an operating surplus for the month of \$15.60M. The second quarter rate notices were issued in October 2017, however income generated from the rates levy was partially offset by \$1.62M in credits held, representing rates received in advance in previous periods. The favourable variance in recurrent expenditure is primarily due to underspend in consultant costs as well as vacancies across the organisation. The unfavourable variance in depreciation expense is due to higher opening asset balances for 2017/2018 which include the results from the 2016/2017 asset revaluations, as well as the recognition of developer contributed assets. These end of year adjustments influenced the increase in depreciation expense.

Of the \$8.45M for contractors, mowing the city's parks and open spaces was \$761K year to date.

Capital grants, subsidies and contributions are below budget due to timing of developer cash contributions.

Council's capital works expenditure is below budget by \$837K, mainly due to timing of works for a number of marine infrastructure projects in progress.

Council is scheduled to consider its first budget review in December 2017 which will address some of the variances mentioned above.

Council's cash balance is below budget due to the bulk of general rates expected to be received in November, higher than anticipated payments to suppliers which includes \$7.62M for canal and lakes refunds and below budget receipt of developer cash contributions. Council will consider budget phasing to align with the rating cycle. Council Constrained cash reserves represent 62% of the cash balance.

2. KEY PERFORMANCE INDICATORS

Key Performance Indicators

Financial Stability Ratios and Measures of Sustainability	Status Achieved ✓ Not achieved ✗	Annual Revised Budget	YTD October 2017	Target
Operating Surplus Ratio (%)	✓	-4.26%	15.49%	Between 0% and 10% (on average over the long-term)
Asset Sustainability Ratio (%)	✗	65.16%	38.29%	Greater than 90% (on average over the long-term)
Net Financial Liabilities (%)*	✓	-23.95%	-99.55%	Less than 60% (on average over the long-term)
Level of Dependence on General Rate Revenue (%)	✗	33.93%	42.29%	Less than 37.5%
Ability to Pay Our Bills - Current Ratio	✓	2.74	3.43	Between 1.1 & 4.1
Ability to Repay Our Debt - Debt Servicing Ratio (%)	✓	2.99%	7.79%	Less than or equal to 10%
Cash Balance \$M	✓	\$140.234M	\$145.160M	Greater than or equal to \$50M
Cash Balances - Cash Capacity in Months	✓	7.87	7.18	Greater than 3 months
Longer Term Financial Stability - Debt to Asset Ratio (%)	✓	1.47%	1.38%	Less than or equal to 10%
Operating Performance (%)	✗	17.65%	6.02%	Greater than or equal to 15%
Interest Coverage Ratio (%)**	✓	-0.59%	-0.52%	Less than 5%

* The net financial liabilities ratio exceeds the target range when current assets are greater than total liabilities (and the ratio is negative)

** The interest coverage ratio exceeds the target range when interest revenue is greater than interest expense (and the ratio is negative)

The annual revised budgeted balances for 2017/2018 include the changes from the budget carryovers adopted by Council on 23 August 2017. The differences between the carryover budget figures and those published are due to the actual opening balances on 1 July 2017, which are now finalised following end of year accounts finalisation.

3. STATEMENT OF COMPREHENSIVE INCOME

STATEMENT OF COMPREHENSIVE INCOME

For the period ending 31 October 2017

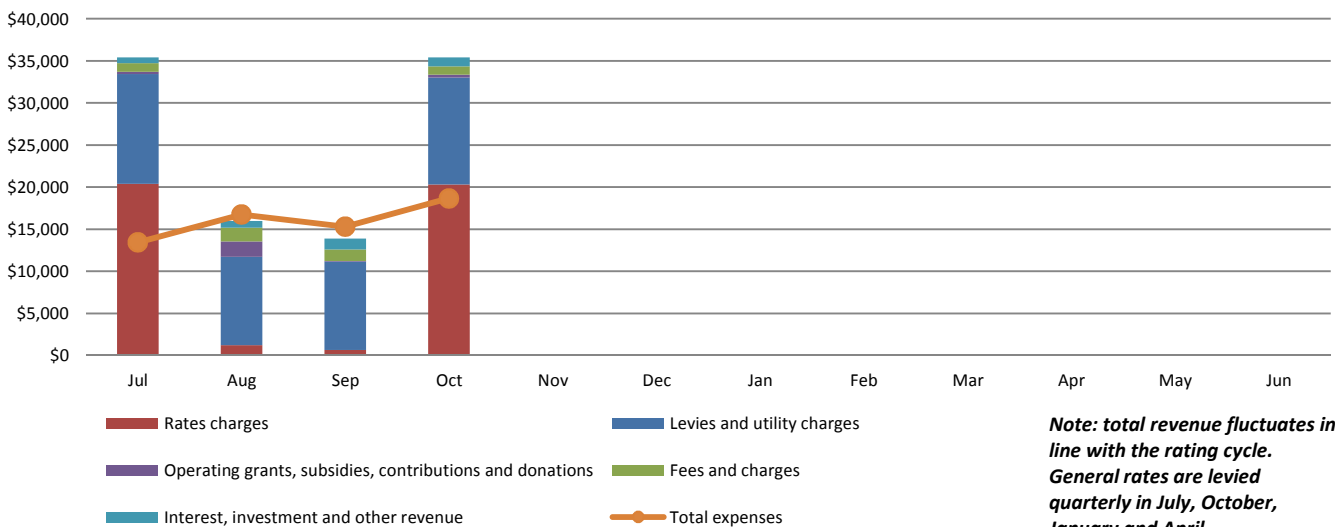
	Annual	Annual	YTD	YTD	YTD
	Original Budget \$000	Revised Budget \$000	Budget \$000	Actual \$000	Variance \$000
Recurrent revenue					
Rates, levies and charges	227,186	227,186	91,453	89,320	(2,133)
Fees and charges	13,048	13,048	4,925	4,960	35
Rental income	839	839	297	374	77
Interest received	4,361	4,361	1,428	1,485	57
Investment returns	2,200	2,200	500	500	-
Sales revenue	3,823	3,823	1,182	1,172	(10)
Other income	684	684	349	364	15
Grants, subsidies and contributions	9,497	9,497	2,444	2,534	90
Total recurrent revenue	261,639	261,639	102,578	100,709	(1,869)
Capital revenue					
Grants, subsidies and contributions	33,013	33,035	9,464	4,133	(5,331)
Non-cash contributions	3,213	3,213	1,044	-	(1,044)
Total capital revenue	36,226	36,248	10,508	4,133	(6,375)
TOTAL INCOME	297,865	297,887	113,086	104,842	(8,244)
Recurrent expenses					
Employee benefits	85,677	85,677	28,693	28,077	(616)
Materials and services	125,787	125,787	36,234	35,969	(265)
Finance costs	3,112	3,112	1,044	1,081	37
Depreciation and amortisation	58,200	58,200	19,400	19,980	580
Total recurrent expenses	272,775	272,775	85,371	85,107	(264)
Capital expenses					
(Gain) / loss on disposal of non-current assets	289	36	-	(337)	(337)
Total capital expenses	289	36	-	(337)	(337)
TOTAL EXPENSES	273,064	272,811	85,371	84,770	(601)
NET RESULT	24,801	25,076	27,715	20,072	(7,643)
Other comprehensive income / (loss)					
Items that will not be reclassified to a net result					
Revaluation of property, plant and equipment	-	-	-	-	-
TOTAL COMPREHENSIVE INCOME	24,801	25,076	27,715	20,072	(7,643)

4. OPERATING STATEMENT

OPERATING STATEMENT For the period ending 31 October 2017

	Annual	Annual	YTD	YTD	YTD
	Original Budget \$000	Revised Budget \$000	Budget \$000	Actual \$000	Variance \$000
Revenue					
Rates charges	91,688	91,688	45,844	44,009	(1,835)
Levies and utility charges	138,824	138,824	47,230	46,898	(332)
<i>Less: Pensioner remissions and rebates</i>	(3,325)	(3,325)	(1,621)	(1,587)	34
Fees and charges	13,048	13,048	4,925	4,960	35
Operating grants and subsidies	8,795	8,795	2,276	2,373	97
Operating contributions and donations	702	702	168	161	(7)
Interest external	4,361	4,361	1,428	1,485	57
Investment returns	2,200	2,200	500	500	-
Other revenue	5,347	5,347	1,828	1,910	82
Total revenue	261,639	261,639	102,578	100,709	(1,869)
Expenses					
Employee benefits	85,677	85,677	28,693	28,077	(616)
Materials and services	126,040	126,040	36,364	35,840	(524)
Finance costs other	303	303	97	120	23
Other expenditure	489	489	117	351	234
Net internal costs	(741)	(741)	(247)	(222)	25
Total expenses	211,767	211,767	65,024	64,166	(858)
Earnings before interest, tax and depreciation (EBITD)	49,872	49,872	37,554	36,543	(1,011)
Interest expense	2,809	2,809	947	961	14
Depreciation and amortisation	58,200	58,200	19,400	19,980	580
OPERATING SURPLUS / (DEFICIT)	(11,136)	(11,136)	17,207	15,602	(1,605)

Actuals - Total Revenue and Expenses (\$000)



4. OPERATING STATEMENT - CONTINUED

LEVIES AND UTILITY CHARGES ANALYSIS For the period ending 31 October 2017

	Annual	Annual	YTD	YTD	YTD
	Original	Revised	Budget	Actual	Variance
	Budget	Budget	\$000	\$000	\$000
	\$000	\$000			
Levies and utility charges					
Refuse collection rate charge	21,663	21,663	7,171	7,196	25
Special charges	4,083	4,083	2,042	2,040	(2)
SES separate charge	339	339	169	170	1
Environment separate charge	7,568	7,568	3,784	3,802	18
Separate charge landfill remediation	2,911	2,911	970	975	5
Wastewater charges	43,647	43,647	14,549	14,403	(146)
Water access charges	18,296	18,296	6,099	6,120	21
Water consumption charges	40,317	40,317	12,446	12,192	(254)
Total levies and utility charges	138,824	138,824	47,230	46,898	(332)

MATERIALS AND SERVICES ANALYSIS For the period ending 31 October 2017

	Annual	Annual	YTD	YTD	YTD
	Original	Revised	Revised	Actual	Variance
	Budget	Budget	Budget	\$000	\$000
	\$000	\$000	\$000		
Materials and services					
Contractors	34,121	34,263	8,565	8,454	(111)
Consultants	4,465	4,352	886	422	(464)
Other Council outsourcing costs*	17,355	17,415	5,421	5,567	146
Purchase of materials	44,300	44,114	13,374	13,583	209
Office administration costs	7,949	8,067	2,605	2,479	(126)
Electricity charges	5,751	5,751	1,917	1,698	(219)
Plant operations	4,466	4,468	1,392	1,524	132
Information technology resources	2,811	2,789	707	719	12
General insurance	1,363	1,364	454	441	(13)
Community assistance**	1,619	1,619	493	669	176
Other material and service expenses	1,840	1,838	550	284	(266)
Total materials and services	126,040	126,040	36,364	35,840	(524)

* Other Council outsourcing costs are various outsourced costs including refuse collection and disposal, waste disposal, legal services, traffic control, external training, valuation fees, etc.

** Community assistance costs represent community related costs including community grants, exhibitions & awards, donations and sponsorships.

EMPLOYEE BENEFITS AND FULL TIME EQUIVALENTS (FTE) For the period ending 31 October 2017

Month	FTE (Council employees and Councillors)*	Total staff wages and salaries (including Councillors) \$000	Annual leave and long service leave entitlements \$000	Superannuation (including Councillors) \$000	Other employee related expenses (including agency costs) \$000	Less: capitalised employee expenses \$000	Total operating employee benefits \$000
July	900	5,324	626	647	333	481	6,449
August	899	5,992	702	698	627	520	7,499
September	902	5,213	617	653	597	471	6,609
October	906	6,080	724	722	524	530	7,520
Total employee benefits YTD		22,609	2,669	2,720	2,081	2,002	28,077

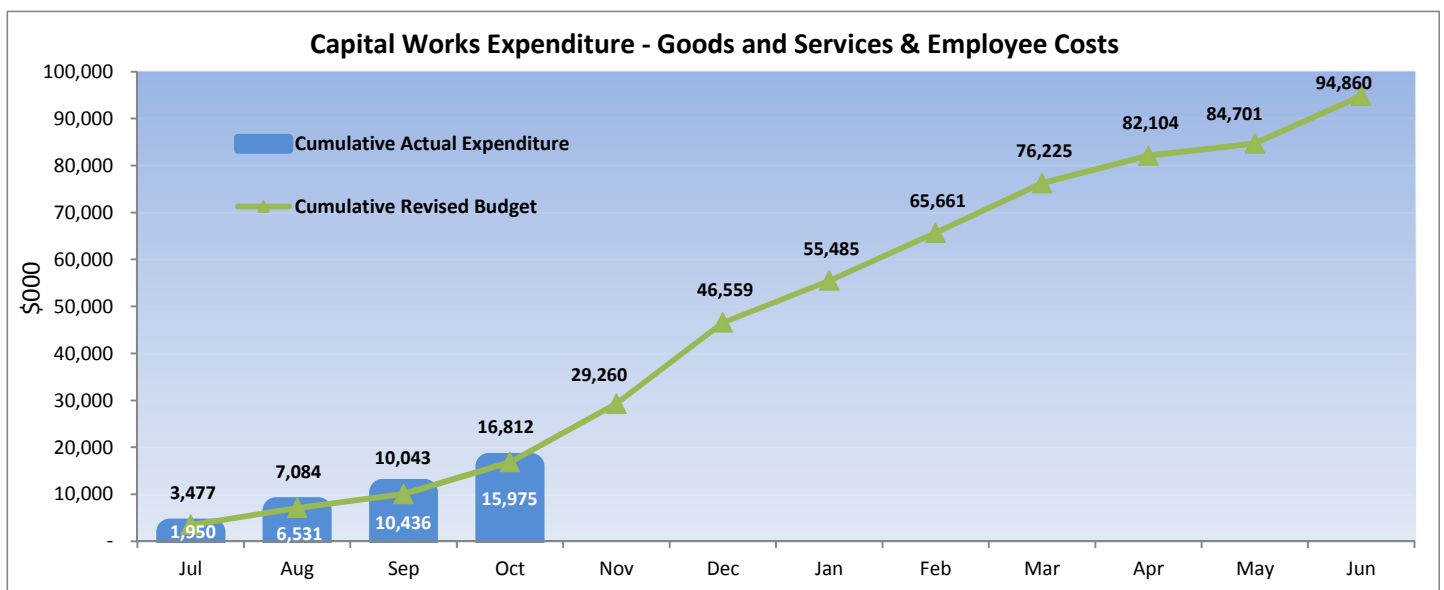
* Refer to page 14 for further information on FTE and headcount.

5. CAPITAL FUNDING STATEMENT

CAPITAL FUNDING STATEMENT For the period ending 31 October 2017

	Annual	Annual	YTD	YTD	YTD
	Original Budget \$000	Revised Budget \$000	Budget \$000	Actual \$000	Variance \$000
Sources of capital funding					
Capital contributions and donations	29,250	29,250	8,817	3,207	(5,610)
Capital grants and subsidies	3,763	3,785	647	926	279
Proceeds on disposal of non-current assets	1,180	1,433	-	385	385
Capital transfers (to) / from reserves	(14,106)	(13,493)	(7,714)	(2,499)	5,215
Non-cash contributions	3,213	3,213	1,044	-	(1,044)
New loans	867	867	-	-	-
Funding from general revenue	66,106	78,028	21,934	20,838	(1,096)
Total sources of capital funding	90,272	103,082	24,728	22,857	(1,871)
Application of capital funds					
Contributed assets	3,213	3,213	1,044	-	(1,044)
Capitalised goods and services*	74,965	87,599	14,986	13,973	(1,013)
Capitalised employee costs*	7,085	7,261	1,826	2,002	176
Loan redemption	5,010	5,010	6,872	6,882	10
Total application of capital funds	90,272	103,082	24,728	22,857	(1,871)
Other budgeted items					
Transfers to constrained operating reserves	(13,268)	(13,268)	(4,315)	(6,407)	(2,092)
Transfers from constrained operating reserves	11,565	11,565	2,850	8,451	5,601
Written down value (WDV) of assets disposed	1,468	1,468	-	48	48

* Total capital works expenditure depicted in the graph below is the total of capitalised goods and services and capitalised employee costs.



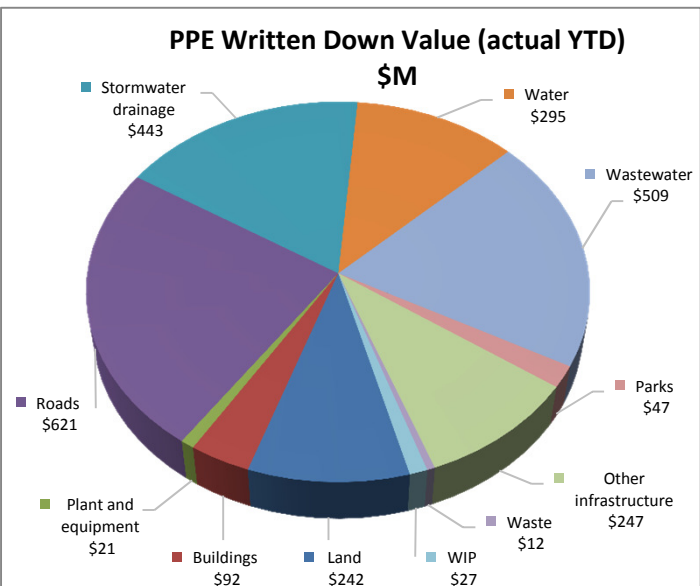
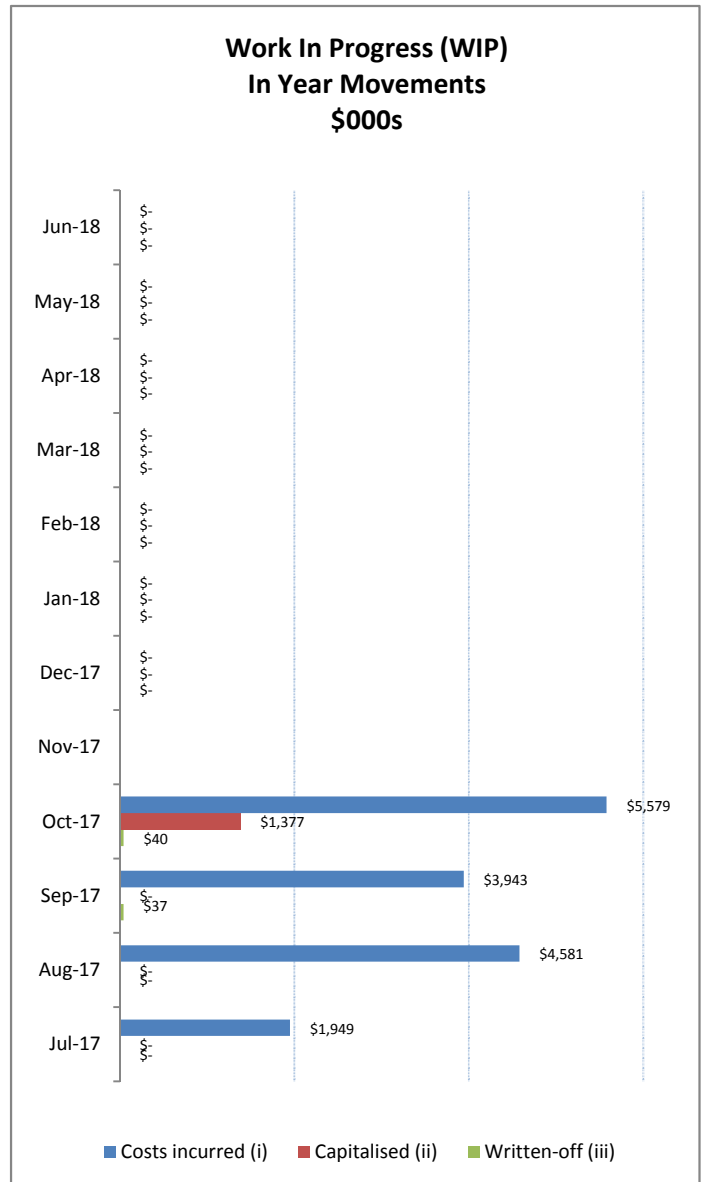
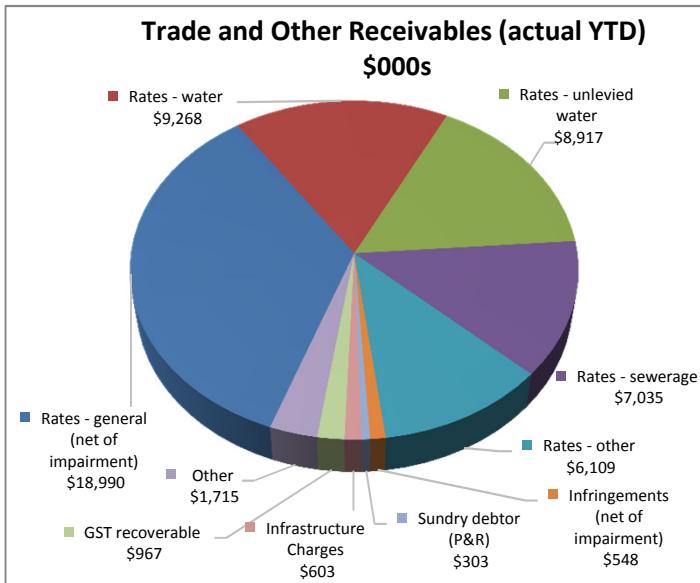
6. STATEMENT OF FINANCIAL POSITION

STATEMENT OF FINANCIAL POSITION As at 31 October 2017

	Annual	Annual	YTD	YTD
	Original Budget \$000	Revised Budget \$000	Budget \$000	Actual Balance \$000
CURRENT ASSETS				
Cash and cash equivalents	133,650	140,234	177,830	145,160
Trade and other receivables	25,805	27,273	28,573	54,455
Inventories	678	556	556	585
Non-current assets held for sale	4,278	262	262	262
Other current assets	2,122	2,073	2,073	2,242
Total current assets	166,533	170,398	209,294	202,704
NON-CURRENT ASSETS				
Investment property	1,054	1,091	1,091	1,091
Property, plant and equipment	2,483,228	2,598,663	2,558,224	2,555,639
Intangible assets	1,215	2,096	2,587	2,539
Other financial assets	73	73	73	73
Investment in other entities	5,961	14,712	14,712	14,712
Total non-current assets	2,491,531	2,616,635	2,576,687	2,574,054
TOTAL ASSETS	2,658,064	2,787,033	2,785,981	2,776,758
CURRENT LIABILITIES				
Trade and other payables	21,411	39,792	39,360	25,062
Borrowings	7,701	7,713	7,713	7,713
Provisions	13,126	13,014	12,540	11,197
Other current liabilities	1,755	1,747	1,697	15,164
Total current liabilities	43,993	62,266	61,310	59,136
NON-CURRENT LIABILITIES				
Borrowings	33,461	33,343	30,614	30,604
Provisions	12,356	12,115	12,108	12,713
Total non-current liabilities	45,817	45,458	42,722	43,317
TOTAL LIABILITIES	89,811	107,724	104,032	102,453
NET COMMUNITY ASSETS	2,568,254	2,679,309	2,681,949	2,674,305
COMMUNITY EQUITY				
Asset revaluation surplus	963,349	1,070,838	1,070,838	1,070,838
Retained surplus	1,498,727	1,503,632	1,512,288	1,513,367
Constrained cash reserves	106,178	104,839	98,823	90,100
TOTAL COMMUNITY EQUITY	2,568,254	2,679,309	2,681,949	2,674,305

The annual revised budgeted balances for 2017/2018 include the changes from the budget carryovers adopted by Council on 23 August 2017. The differences between the carryover budget figures and those published are due to the actual opening balances on 1 July 2017, which are now finalised following end of year accounts finalisation.

6. STATEMENT OF FINANCIAL POSITION - CONTINUED



- (i) *Costs incurred*: costs transferred into WIP for the construction or acquisition of fixed assets and at this point are non-depreciating.
(ii) *Capitalised*: costs transferred from WIP to recognise commissioned fixed assets and will be depreciated if applicable.
(iii) *Written-off*: costs transferred from WIP to operational expenditure. These costs are operational in nature and therefore will not be capitalised.

PROPERTY, PLANT AND EQUIPMENT (PPE) MOVEMENT* For the period ending 31 October 2017

	Annual Original Budget \$000	Annual Revised Budget \$000	YTD Budget \$000	YTD Actual Balance \$000
PPE movement				
Opening balance (includes WIP from previous years)	2,456,540	2,559,416	2,559,416	2,559,416
Acquisitions	3,215	112,086	13,141	459
Depreciation in year	(57,061)	(57,061)	(19,021)	(19,581)
Disposals	(1,468)	(1,468)	-	(48)
WIP in year movement	82,002	(14,310)	4,688	15,516
Other adjustments**	-	-	-	(123)
Closing balance	2,483,228	2,598,663	2,558,224	2,555,639

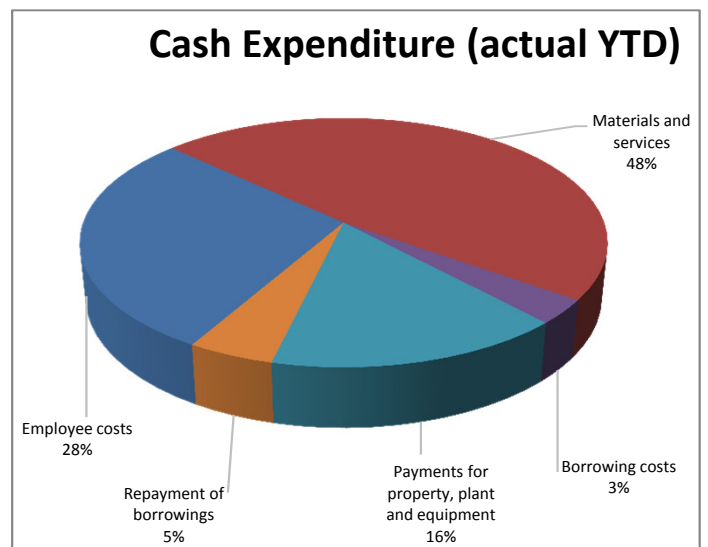
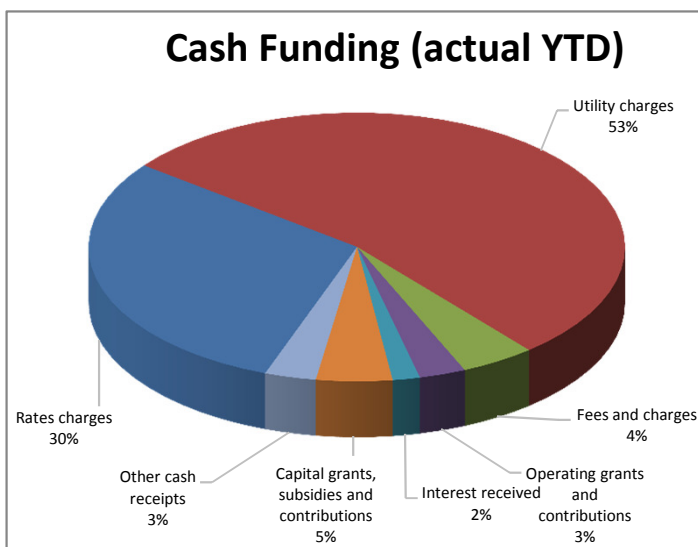
* This table includes movement relating to property, plant and equipment only and is exclusive of intangible assets.

** Other adjustments include transfers between asset classes, revaluation adjustments, prior period adjustments and depreciation thereon.

7. STATEMENT OF CASH FLOWS

STATEMENT OF CASH FLOWS For the period ending 31 October 2017

	Annual Original Budget \$000	Annual Revised Budget \$000	YTD Revised Budget \$000	YTD Actual \$000
CASH FLOWS FROM OPERATING ACTIVITIES				
Receipts from customers	244,741	244,741	97,909	81,653
Payments to suppliers and employees	(210,402)	(210,527)	(64,696)	(77,675)
	34,340	34,215	33,213	3,978
Interest received	4,361	4,361	1,428	1,485
Rental income	839	839	297	374
Non-capital grants and contributions	9,547	9,547	2,444	2,534
Borrowing costs	(3,175)	(3,175)	(3,175)	(3,187)
Net cash inflow / (outflow) from operating activities	45,912	45,787	34,207	5,184
CASH FLOWS FROM INVESTING ACTIVITIES				
Payments for property, plant and equipment	(82,005)	(94,815)	(16,784)	(15,975)
Payments for intangible assets	(45)	(45)	(28)	-
Proceeds from sale of property, plant and equipment	1,180	1,433	-	385
Capital grants, subsidies and contributions	33,013	33,035	9,464	4,133
Other cash flows from investing activities	2,200	2,200	(800)	(325)
Net cash inflow / (outflow) from investing activities	(45,656)	(58,192)	(8,148)	(11,782)
CASH FLOWS FROM FINANCING ACTIVITIES				
Proceeds of borrowings	867	867	-	-
Repayment of borrowings	(4,644)	(4,644)	(4,644)	(4,657)
Net cash inflow / (outflow) from financing activities	(3,777)	(3,777)	(4,644)	(4,657)
Net increase / (decrease) in cash held	(3,521)	(16,181)	21,415	(11,255)
Cash and cash equivalents at the beginning of the year	137,171	156,415	156,415	156,415
Cash and cash equivalents at the end of the financial year / period	133,650	140,234	177,830	145,160



Total Cash Funding (Actual YTD)	90,239
Total Cash Funding (Annual Revised Budget)	297,023
% of Budget Achieved YTD	30%

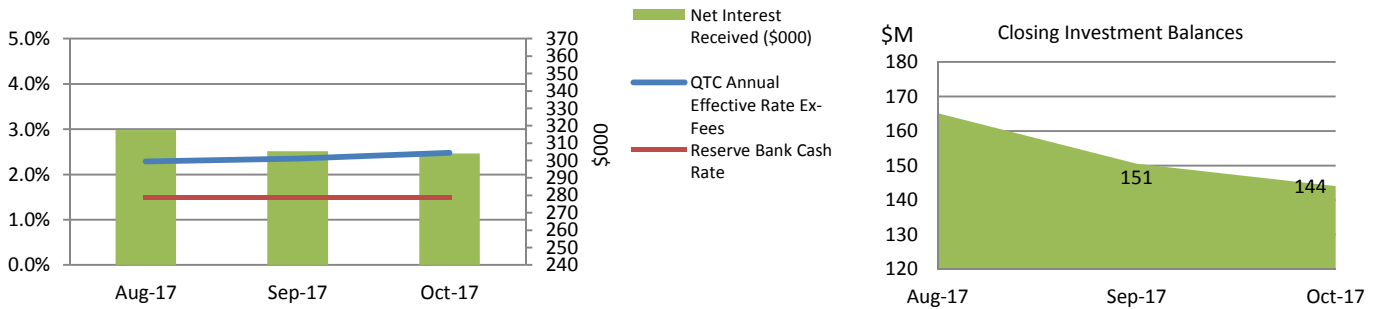
Total Cash Expenditure (Actual YTD)	101,494
Total Cash Expenditure (Annual Revised Budget)	313,204
% of Budget Achieved YTD	32%

The annual revised budgeted balances for 2017/2018 include the changes from the budget carryovers adopted by Council on 23 August 2017. The differences between the carryover budget figures and those published are due to the actual opening balances on 1 July 2017, which are now finalised following end of year accounts finalisation.

8. INVESTMENT & BORROWINGS REPORT

For the period ending 31 October 2017

INVESTMENT RETURNS - QUEENSLAND TREASURY CORPORATION (QTC)



Total Investment at End of Month was \$144.02M

All Council investments are currently held in the Capital Guaranteed Cash Fund, which is a fund operated by the Queensland Treasury Corporation (QTC).

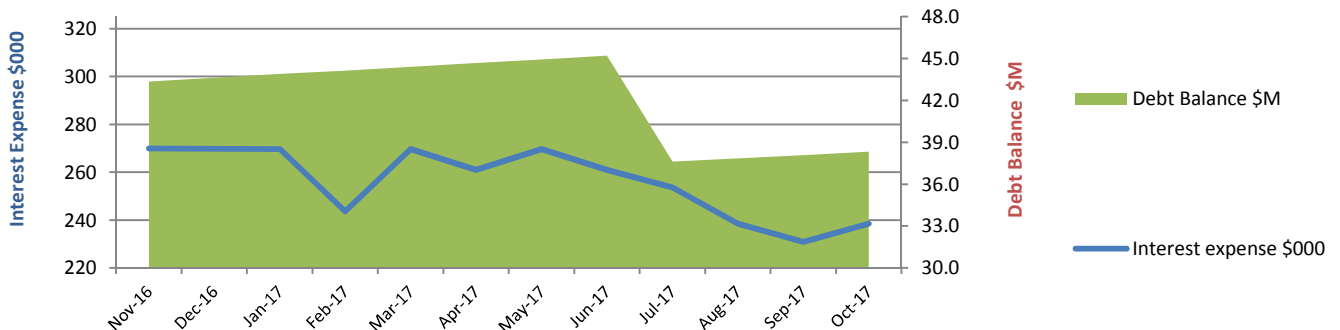
The movement in interest earned is indicative of both the interest rate and the surplus cash balances held, the latter of which is affected by business cash flow requirements on a monthly basis as well as the rating cycle.

Note: the Reserve Bank reduced the cash rate down to 1.5% in the August 2016 sitting - this has not changed in subsequent months.

On a daily basis, cash surplus to requirements is deposited with QTC to earn higher interest as QTC is offering a higher rate than what is achieved from Council's transactional bank accounts. The current annual effective interest rate paid by QTC of 2.48% exceeds the Bloomberg AusBond Bank Bill Index (previously the UBS Bank Bill Index) of 1.76% as at the end of October 2017 in accordance with Corporate POL-3013. Term deposit rates are being monitored to identify investment opportunities to ensure Council maximises its interest earnings.

Council adopted its revised Investment Policy (POL-3013) in May 2017 for the 2017/2018 financial year

BORROWINGS AND BORROWING COSTS



The existing loan accounts were converted to fixed rate loans on 1 April 2016 following a QTC restructure of loans and policies. In line with Council's debt policy, the principal debt repayment has been made *annually* in advance for 2017/2018 which will result in the loans being repaid approximately one year earlier.

The debt balance shows a decrease as the Annual Debt Service Payment was made during July 2017. Interest will accrue monthly based on the reduced debt balance.

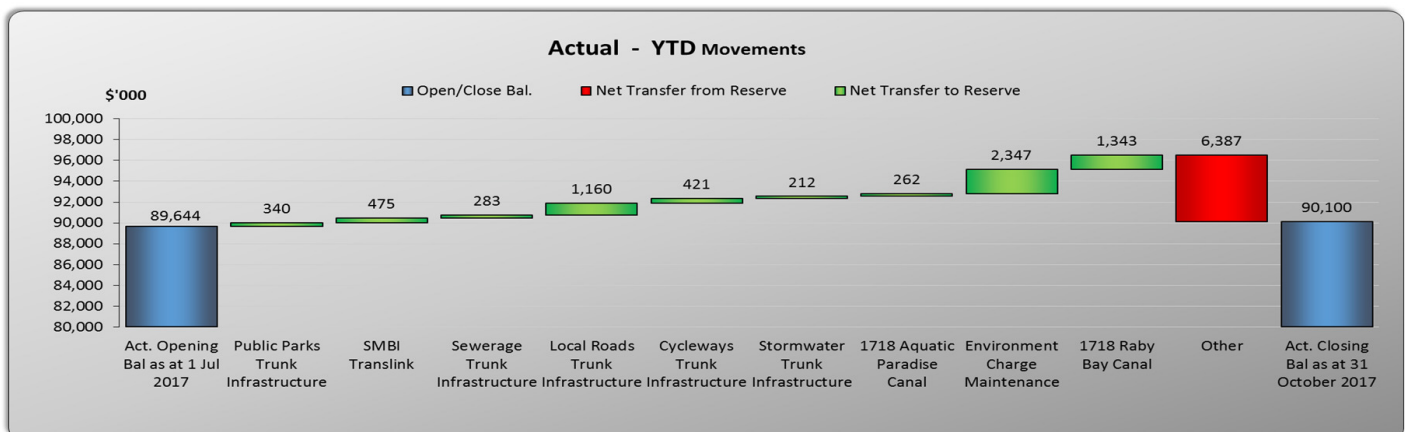
Total Borrowings at End of Month were \$38.32M

General pool allocated to capital works is 98.97% and 1.03% is attributable to RedWaste.

Council adopted its revised Debt Policy (POL-1838) in June 2017 for the 2017/2018 financial year

9. CONSTRAINED CASH RESERVES

Reserves as at 31 October 2017	Opening Balance	To Reserve	From Reserve	Closing Balance
	\$000	\$000	\$000	\$000
Special Projects Reserve:				
Weinam Creek Reserve	3,075	145	(9)	3,211
Red Art Gallery Commissions & Donations Reserve	4	-	-	4
	3,079	145	(9)	3,215
Constrained Works Reserve:				
Public Parks Trunk Infrastructure Reserve	8,693	584	(244)	9,033
Land for Community Facilities Trunk Infrastructure Reserve	1,675	93	(16)	1,752
Water Supply Trunk Infrastructure Reserve	9,478	104	-	9,582
Sewerage Trunk Infrastructure Reserve	6,573	566	(283)	6,856
Constrained Works Reserve-Capital Grants & Contributions	1,154	-	(43)	1,111
Local Roads Trunk Infrastructure Reserve	30,570	1,186	(26)	31,730
Cycleways Trunk Infrastructure Reserve	8,343	461	(40)	8,764
Stormwater Trunk Infrastructure Reserve	7,553	212	-	7,765
Constrained Works Reserve-Operating Grants & Contributions	2,667	-	(71)	2,596
Tree Planting Reserve	86	12	-	98
	76,792	3,218	(723)	79,287
Separate Charge Reserve - Environment:				
Environment Charge Acquisition Reserve	618	-	(55)	563
Environment Charge Maintenance Reserve	1,387	3,802	(1,455)	3,734
	2,005	3,802	(1,510)	4,297
Special Charge Reserve - Other:				
Bay Island Rural Fire Levy Reserve	-	82	(62)	20
SMBI Translink Reserve	(6)	475	-	469
	(6)	557	(62)	489
Special Charge Reserve - Canals:				
Raby Bay Canal Reserve	4,778	15	(4,793)	-
Aquatic Paradise Canal Reserve	2,592	9	(1,827)	774
Sovereign Waters Lake Reserve	404	2	12	418
1718 Raby Bay Canal Reserve	-	1,402	(59)	1,343
1718 Aquatic Paradise Canal Reserve	-	437	(175)	262
1718 Sovereign Waters Lake Reserve	-	26	(11)	15
	7,774	1,891	(6,853)	2,812
TOTALS	89,644	9,613	(9,157)	90,100
	Closing cash and cash equivalents			145,160
	Reserves as percentage of cash balance			62%



Total Reserves decreased by \$3.58M during the month due largely to drawdowns in canal and lakes reserves. YTD growth in developer contributions totalled \$3.22M with drawdowns of \$609K. Increases are predominantly from developments in Cleveland, Ormiston, Capalaba and Birkdale. YTD growth in other reserves totalled \$6.39M, with drawdowns totalling \$8.55M. \$1.89M of the increase in reserves is attributed to canals and lakes. The original reserves for special charges levied on canal and lake-front homeowners are now reduced to the extent of the refund cheques drawn as at 31 October 2017 and increases being only for interest on the remaining balance. New 2017/2018 canal and lake reserves reflect the current year program for revenue and expenditure. \$2.35M movement in the Environment Charge Maintenance Reserve is associated with the Environment Separate Charge (which was part of the July and October rate runs), offset by YTD spending on designated projects.

10. REDLAND WATER STATEMENTS

REDLAND WATER SUMMARY OPERATING STATEMENT For the period ending 31 October 2017

	Annual Original Budget \$000	Annual Revised Budget \$000	YTD Budget \$000	YTD Actual \$000	YTD Variance \$000
Total revenue	105,147	105,147	33,937	33,530	(407)
Total expenses	59,688	59,688	18,261	18,292	31
Earnings before interest, tax and depreciation (EBITD)	45,459	45,459	15,676	15,238	(438)
Interest expense	18,265	18,265	6,088	6,088	-
Depreciation	18,457	18,457	6,152	7,306	1,154
Operating surplus / (deficit)	8,737	8,737	3,436	1,844	(1,592)

REDLAND WATER CAPITAL FUNDING STATEMENT For the period ending 31 October 2017

	Annual Original Budget \$000	Annual Revised Budget \$000	YTD Budget \$000	YTD Actual \$000	YTD Variance \$000
Capital contributions, donations, grants and subsidies	6,631	6,631	1,589	1,005	(584)
Net transfer (to) / from constrained capital reserves	(3,120)	(3,117)	(1,824)	(388)	1,436
Non-cash contributions	3,131	3,131	1,044	-	(1,044)
Funding from utility revenue	4,675	6,186	2,657	2,065	(592)
Total sources of capital funding	11,316	12,830	3,466	2,682	(784)
Contributed assets	3,131	3,131	1,044	-	(1,044)
Capitalised expenditure	8,185	9,699	2,422	2,682	260
Total application of capital funds	11,316	12,830	3,466	2,682	(784)

11. REDWASTE STATEMENTS

REDWASTE OPERATING STATEMENT For the period ending 31 October 2017

	Annual Original Budget \$000	Annual Revised Budget \$000	YTD Budget \$000	YTD Actual \$000	YTD Variance \$000
Total revenue	24,532	24,532	8,127	8,319	192
Total expenses	17,480	17,480	5,825	6,237	412
Earnings before interest, tax and depreciation (EBITD)	7,052	7,052	2,302	2,082	(220)
Interest expense	33	33	11	11	-
Depreciation	307	307	102	56	(46)
Operating surplus / (deficit)	6,712	6,712	2,189	2,015	(174)

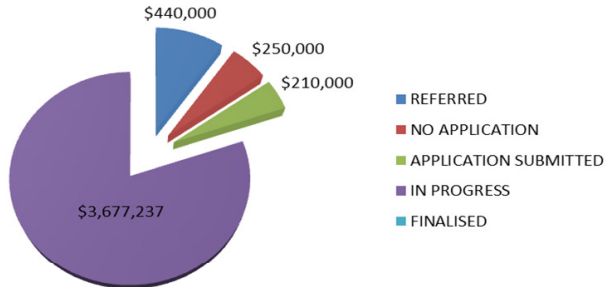
REDWASTE CAPITAL FUNDING STATEMENT For the period ending 31 October 2017

	Annual Original Budget \$000	Annual Revised Budget \$000	YTD Budget \$000	YTD Actual \$000	YTD Variance \$000
Funding from utility revenue	317	333	192	70	(122)
Total sources of capital funding	317	333	192	70	(122)
Capitalised expenditure	240	249	87	81	(6)
Loan redemption	77	83	105	(11)	(116)
Total application of capital funds	317	333	192	70	(122)

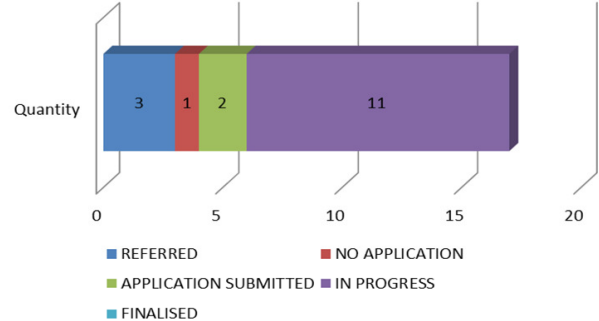
12. APPENDIX: ADDITIONAL AND NON-FINANCIAL INFORMATION

External Funding Summary

Value of External Grant Applications by Status (YTD)



Number of External Grant Applications by Status (YTD)



October 2017 Progress

FUNDING REFERRED:

- Application in progress for the Nature Refuge Landholder Grant, value up to \$10,000
- Application in progress for Safer Communities Grant for CCTV/lighting in Capalaba Place, value up to \$30,000

UPCOMING:

- Natural Disaster Resilience Program due to open shortly, projects ready for application include evacuation centre upgrades and flood warning signs

Successful Funding Submissions YTD 2017/2018

Roads and Active Transport:

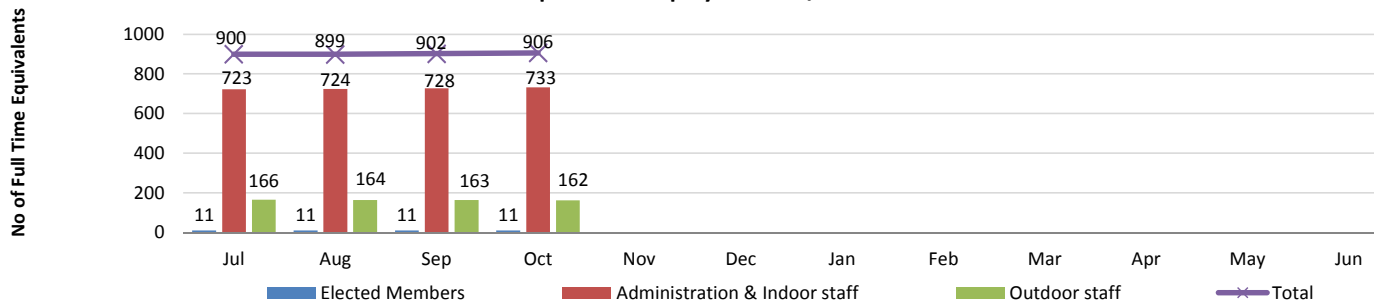
- \$875,000 for two Road Alliance projects to be completed in 2017/2018
- \$456,000 for city wide bus shelter renewals to be completed in 2017/2018

Economic Development:

- \$500,000 between 2017-2019 as part of the Advancing Regional Innovation Program (multiple partners including Logan City Council and Griffith University)
- \$916,137 between 2017-2019 for Indigiscapes Expansion Stage 2 under the Local Government Grants and Subsidies Program

Workforce Reporting

Full Time Equivalent Employees 2017/2018



Workforce reporting - October 2017: Headcount

Employee Type

Department Level	Casual	Contract of Service	Perm Full	Perm Part	Temp Full	Temp Part	Total by Department
Office of CEO	9	2	26	4	6	2	49
Organisational Services	7	8	161	15	20	6	217
Community and Customer Service	30	5	241	61	32	14	383
Infrastructure and Operations	12	5	304	9	10	3	343
Total	58	20	732	89	68	25	992

Note: Full Time Equivalent Employees includes all full time employees at a value of 1 and all other employees, at a value less than 1. The table above demonstrates the headcount by department (excluding agency staff) and does not include a workload weighting. It includes casual staff in their non-substantive roles as at the end of the period where relevant. Due to a change in the reporting structure in August 2017, Finance and Legal Services (including procurement) moves from the Office of CEO to join Organisational Services.



13. GLOSSARY

Key Terms

Written Down Value:

This is the value of an asset after accounting for depreciation or amortisation, and it is also called book value or net book value.

Work In Progress:

This represents an unfinished project that costs are still being added to. When a project is completed, the costs will be either capitalised (allocated to relevant asset class) or written off.

Definition of Ratios

Operating Surplus Ratio*:

This is an indicator of the extent to which revenues raised cover operational expenses only or are available for capital funding purposes

Net Operating Surplus
Total Operating Revenue

Asset Sustainability Ratio*:

This ratio indicates whether Council is renewing or replacing existing non-financial assets at the same rate that its overall stock of assets is wearing out

Capital Expenditure on Replacement of Infrastructure Assets (Renewals)
Depreciation Expenditure on Infrastructure Assets

Net Financial Liabilities*:

This is an indicator of the extent to which the net financial liabilities of Council can be serviced by operating revenues

Total Liabilities - Current Assets
Total Operating Revenue

Level of Dependence on General Rate Revenue:

This ratio measures Council's reliance on operating revenue from general rates (excludes utility revenues)

General Rates - Pensioner Remissions
Total Operating Revenue - Gain on Sale of Developed Land

Current Ratio:

This measures the extent to which Council has liquid assets available to meet short term financial obligations

Current Assets
Current Liabilities

Debt Servicing Ratio:

This indicates Council's ability to meet current debt instalments with recurrent revenue

Interest Expense + Loan Redemption
Total Operating Revenue - Gain on Sale of Developed Land

Cash Balance - \$M:

Cash balance include cash on hand, cash at bank and other short term investments.

Cash Held at Period End

Cash Capacity in Months:

This provides an indication as to the number of months cash held at period end would cover operating cash outflows

Cash Held at Period End
[[Cash Operating Costs + Interest Expense] / Period in Year]

Longer Term Financial Stability - Debt to Asset Ratio:

This is total debt as a percentage of total assets, i.e. to what extent will our long term debt be covered by total assets

Current and Non-current loans
Total Assets

Operating Performance:

This ratio provides an indication of Redland City Council's cash flow capabilities

Net Cash from Operations + Interest Revenue and Expense
Cash Operating Revenue + Interest Revenue

Interest Coverage Ratio:

This ratio demonstrates the extent which operating revenues are being used to meet the financing charges

Net Interest Expense on Debt Service
Total Operating Revenue

* These targets are set to be achieved on average over the longer term and therefore are not necessarily expected to be met on a monthly basis.

11.2 COMMUNITY & CUSTOMER SERVICES

11.2.1 DECISIONS MADE UNDER DELEGATED AUTHORITY FOR CATEGORY 1, 2, & 3 DEVELOPMENT APPLICATIONS

Objective Reference:	A2691874 Reports and Attachments (Archives)
Attachments:	<u>Attachment - Decisions Made Under Delegated Authority 22.10.2017 to 04.11.2017</u>
Authorising Officer:	Louise Rusan General Manager for Community & Customer Services
Responsible Officer:	David Jeanes Group Manager City Planning & Assessment
Report Author:	Debra Weeks Senior Business Support Officer

PURPOSE

The purpose of this report is for Council to note that the decisions listed below were made under delegated authority for Category 1, 2 and 3 development applications only.

This information is provided for public interest.

BACKGROUND

At the General Meeting of 21 June 2017, Council resolved that development assessments be classified into the following four Categories:

- Category 1 – Minor Code and Referral Agency assessments;
- Category 2 – Moderately complex Code and Impact assessments;
- Category 3 – Complex Code and Impact assessments; and
- Category 4 – Major and Significant Assessments (not included in this report)

The applications detailed in this report have been assessed under:-

Category 1 - Minor code assessable applications, concurrence agency referral, minor operational works and minor compliance works; minor change requests and extension to currency period where the original application was category 1. procedural delegations for limited and standard planning certificates.

Delegation Level: Chief Executive Officer, General Manager, Group Managers, Service Managers, Team Leaders and Principal Planners as identified in the officer's instrument of delegation.

Category 2 - In addition to Category 1, moderately complex Code assessable applications, including Operational Works and Compliance Works and Impact assessable applications without objecting submissions; Other Change requests and variation requests where the original application was Category 1, 2, 3 or 4*. Procedural delegations including approval of works on and off maintenance, release of bonds and Full Planning Certificates.

** Provided the requests do not affect the reason(s) for the call in by the Councillor (or that there is agreement from the Councillor that it can be dealt with under delegation).*

Delegation Level: Chief Executive Officer, General Manager, Group Managers and Service Managers as identified in the officer's instrument of delegation.

Category 3 - In addition to Category 1 and 2, applications for Code or Impact assessment with a higher level of complexity. They may have minor level aspects outside a stated policy position that are subject to discretionary provisions of the planning scheme. Impact applications may involve submissions objecting to the proposal readily addressable by reasonable and relevant conditions. Assessing superseded planning scheme requests and approving a plan of subdivision.

Delegation Level: Chief Executive Officer, General Manager and Group Managers as identified in the officer's instrument of delegation.

OFFICER'S RECOMMENDATION/ COUNCIL RESOLUTION

Moved by: Cr T Huges

Seconded by: Cr P Gollè

That Council resolves to note this report.

CARRIED 10/0

Crs Boglary, Mitchell, Gollè, Hewlett, Edwards, Elliott, Huges, Gleeson, Bishop and Williams voted FOR the motion.

Cr Talty was absent from the meeting.

Decisions Made Under Delegated Authority 22.10.2017 to 28.10.2017

CATEGORY1

Application Id	Application Full Details	Applicant	Associated Property Address	Primary Category	Decision Date	Negotiated Decision Date	Decision Description	Division
CAR17/0094	Design and Siting	The Certifier Pty Ltd	9-11 Rose Street Ormiston QLD 4160	Referral Agency Response - Planning	25/10/2017	NA	Approved	1
CAR17/0179	Design and Siting - Dwelling	Coral Homes (Qld) Pty Ltd Professional Certification Group Pty Ltd	33A Hardy Road Wellington Point QLD 4160	Referral Agency Response - Planning	26/10/2017	NA	Approved	1
DBW17/0020	Private Swimming Pool	Pool Fx Pty Ltd C/- Total Building Consult	24 Seacrest Court Cleveland QLD 4163	Code Assessment	27/10/2017	NA	Development Permit	2
CAR17/0173	Design and Siting- Dwelling	Professional Certification Group Pty Ltd	46 Sandalwood Street Thornlands QLD 4164	Referral Agency Response - Planning	26/10/2017	NA	Approved	3
MCU17/0087	Change to Development Approval MCU013635 (Dwelling House - Secondary Dwelling ADA)	Cheryl Anne MILES	26 Osprey Drive Thornlands QLD 4164	Minor Change to Approval	26/10/2017	NA	Approved	3
MCU014017	Dwelling House	The Certifier Pty Ltd	93-95 Beveridge Road Thornlands QLD 4164	Code Assessment	25/10/2017	NA	Development Permit	3

Decisions Made Under Delegated Authority 22.10.2017 to 28.10.2017

CATEGORY1

Application Id	Application Full Details	Applicant	Associated Property Address	Primary Category	Decision Date	Negotiated Decision Date	Decision Description	Division
CAR17/0171	Design and Siting - Carport	Fastrack Building Certification	7 Prospect Crescent Victoria Point QLD 4165	Referral Agency Response - Planning	12/10/2017	NA	Approved	4
OPW002236	Landscaping Works - Stage 3 Seascape 16 Lots	Villa World Seascape Pty Ltd	C-Scape 35-43 Weinam Street Redland Bay QLD 4165	SPA - 15 Day Compliance Assessment	25/10/2017	NA	Compliance Certificate Approved	5
CAR17/0169	Amenity and Aesthetics - Dwelling less than 60m2	Curlew Homes Pty Ltd	59 Shore Street Russell Island QLD 4184	Referral Agency Response - Planning	25/10/2017	NA	Approved	5
CAR17/0176	Design and Siting - Roofed Deck	Applied Building Approvals	29 Coondooroopa Drive Macleay Island QLD 4184	Referral Agency Response - Planning	27/10/2017	NA	Approved	5
MCU17/0055	Dwelling House (incl Secondary Dwelling)	Oly Homes C/ Building Approvals United Qld	15 Grevillea Street Russell Island QLD 4184	Code Assessment	23/10/2017	NA	Development Permit	5
MCU17/0019	Dual Occupancy - Request to Change MCU013825	Pamela Maree GARBUIO	295 Finucane Road Alexandra Hills QLD 4161	Minor Change to Approval	24/10/2017	NA	Approved	7
CAR17/0165	Design and Siting - Carport	Cert 1 Private Building Certification	18 Anne Street Alexandra Hills QLD 4161	Referral Agency Response - Planning	24/10/2017	NA	Approved	8
CAR17/0166	Design & Siting - Dwelling	The Certifier Pty Ltd	91A Allenby Road Wellington Point QLD 4160	Referral Agency Response - Planning	06/10/2017	NA	Approved	8

Decisions Made Under Delegated Authority 22.10.2017 to 28.10.2017

CATEGORY1

Application Id	Application Full Details	Applicant	Associated Property Address	Primary Category	Decision Date	Negotiated Decision Date	Decision Description	Division
CAR17/0168	Design and Siting - Carport	Professional Certification Group Pty Ltd	54 Makaha Drive Birkdale QLD 4159	Referral Agency Response - Planning	25/10/2017	NA	Information Response	10
CAR17/0178	Design and Siting - Open Patio	The Certifier Pty Ltd	31 Collingwood Road Birkdale QLD 4159	Referral Agency Response - Planning	09/10/2017	NA	Approved	10

CATEGORY2

Application Id	Application Full Details	Applicant	Associated Property Address	Primary Category	Decision Date	Negotiated Decision Date	Decision Description	Division
OPW002187	Operational Works 1 Into 3	George James HEELASS	2 Charlotte Court Ormiston QLD 4160	Code Assessment	24/10/2017	NA	Development Permit	1
OPW002165	Operational Works - 2 into 76 Lots - Combined Civil and Landscaping (Stage 1 & 2)	Sheehy & Partners Pty Ltd	78-80 Kinross Road Thornlands QLD 4164	Code Assessment	07/06/2017	26/10/17	Development Permit	7

Decisions Made Under Delegated Authority 29.10.2017 to 04.11.2017

CATEGORY1

Application Id	Application Full Details	Applicant	Associated Property Address	Primary Category	Decision Date	Negotiated Decision Date	Decision Description	Division
CAR17/0188	Design and Siting - Dwelling Extension	Casey Jackson Homes Pty Ltd	201-203 Main Road Wellington Point QLD 4160	Referral Agency Response - Planning	12/10/2017	NA	Approved	1
CAR17/0181	Design and Siting - Patio Extension	The Certifier Pty Ltd	3 Karen Street Cleveland QLD 4163	Referral Agency Response - Planning	31/10/2017	NA	Approved	2
CAR17/0187	Design and Siting - Dwelling House	Building Code Approval Group Pty Ltd	55 Princess Street Cleveland QLD 4163	Referral Agency Response - Planning	02/11/2017	NA	Approved	2
CAR17/0189	Design and Siting - Dwelling House	Building Code Approval Group Pty Ltd	55 Princess Street Cleveland QLD 4163	Referral Agency Response - Planning	02/11/2017	NA	Approved	2
DBW17/0015	Domestic Additions	The Certifier Pty Ltd	19 Marram Court Cleveland QLD 4163	Code Assessment	01/11/2017	NA	Development Permit	2
CAR17/0146	Change to Development Approval Design and Siting - Dwelling	Blueprint Designs The Certifier Pty Ltd	57 Island Street Cleveland QLD 4163	Minor Change to Approval	01/11/2017	NA	Approved	2
CAR17/0177	Design and Siting - Garage and patio	Architectural Design & Drafting	2 Bottlebrush Court Victoria Point QLD 4165	Referral Agency Response - Planning	31/10/2017	NA	Approved	4

Decisions Made Under Delegated Authority 29.10.2017 to 04.11.2017

CATEGORY1

Application Id	Application Full Details	Applicant	Associated Property Address	Primary Category	Decision Date	Negotiated Decision Date	Decision Description	Division
CAR17/0192	Design and Siting - Domestic Outbuilding	Deborah Ann MULLER	14-16 Cypress Street Coochiemudlo Island QLD 4184	Referral Agency Response - Planning	03/11/2017	NA	Approved	4
CAR17/0194	Design and Siting - Patio	Fluid Building Approvals	6 Cam Court Victoria Point QLD 4165	Referral Agency Response - Planning	03/11/2017	NA	Approved	4
CAR17/0169	Amenity and Aesthetics - Dwelling less than 60m2	Curlew Homes Pty Ltd	59 Shore Street Russell Island QLD 4184	Referral Agency Response - Planning	27/10/2017	NA	Approved	5
CAR17/0190	Design and Siting - Domestic Outbuilding	Ian KING	49 Aquamarine Avenue Russell Island QLD 4184	Referral Agency Response - Planning	03/11/2017	NA	Approved	5
MCU17/0045	Dwelling House	Brock Eric GERRAND Tamara Frances WILLIAMS	128-136 High Central Road Macleay Island QLD 4184	Code Assessment	31/10/2017	NA	Development Permit	5
CAR17/0183	Change to Development Approval BWP004218 (Design and Siting - Carport and Shed)	Pacific Approvals Pty Ltd	43 Capella Drive Redland Bay QLD 4165	Minor Change to Approval	31/10/2017	NA	Approved	6
CAR17/0184	Design and Siting - Location	Strickland Certification Pty Ltd	9 Magnetic Place Redland Bay QLD 4165	Referral Agency Response - Planning	01/11/2017	NA	Approved	6

Decisions Made Under Delegated Authority 29.10.2017 to 04.11.2017

CATEGORY1

Application Id	Application Full Details	Applicant	Associated Property Address	Primary Category	Decision Date	Negotiated Decision Date	Decision Description	Division
OPW17/0019	Advertising Devices (12 signs)	Hutchinson Builders Pty Ltd C/- Town Planning Alliance	75 Boundary Street Redland Bay QLD 4165	Code Assessment	03/11/2017	NA	Development Permit	6
CAR17/0185	Design and Siting and Building over/near relevant Infrastructure - Dwelling	GMA Certification Group Pty Ltd	189 Panorama Drive Thornlands QLD 4164	Referral Agency Response - Planning	01/11/2017	NA	Approved	7
DBW17/0013	Shed	Strickland Certification Pty Ltd	471 Redland Bay Road Capalaba QLD 4157	Code Assessment	01/11/2017	NA	Development Permit	7
CAR17/0191	Design and Siting - Domestic Outbuilding	Helen LEE	18 Rossinton Street Birkdale QLD 4159	Referral Agency Response - Planning	03/11/2017	NA	Approved	8
CAR17/0193	Design and Siting - Shed	All Approvals Pty Ltd	20 Gardenia Drive Birkdale QLD 4159	Referral Agency Response - Planning	03/11/2017	NA	Approved	8
CAR17/0186	Design and Siting- Carport	Fastrack Building Certification	76 Callaghan Way Capalaba QLD 4157	Referral Agency Response - Planning	02/11/2017	NA	Approved	9
RAL17/0014	Reconfiguring a Lot - 1 into 3	Rhett Joseph BOWLEN	57 Larbonya Crescent Capalaba QLD 4157	Code Assessment	30/10/2017	NA	Development Permit	9
RAL17/0019	Reconfiguring a Lot - Rearranging Boundaries - 3 into 3 lots	Martin Owen MAGUIRE	193-195 Mooroondu Road Thorneside QLD 4158	Code Assessment	01/11/2017	NA	Development Permit	10

Decisions Made Under Delegated Authority 29.10.2017 to 04.11.2017

CATEGORY1

Application Id	Application Full Details	Applicant	Associated Property Address	Primary Category	Decision Date	Negotiated Decision Date	Decision Description	Division
CAR17/0139	Design and Siting - Dwelling	Bartley Burns Certifiers & Planners	35 Murray Street Birkdale QLD 4159	Referral Agency Response - Planning	03/11/2017	NA	Approved	10

CATEGORY2

Application Id	Application Full Details	Applicant	Associated Property Address	Primary Category	Decision Date	Negotiated Decision Date	Decision Description	Division
OPW002203	Operational Works - Commercial - RSL Carpark and Temporary Carpark (MCU013851) CIVIL AND LANDSCAPING	Returned & Services League Of Australia (Qld Branch) Redlands Sub Branch Inc	RSL Services Club 206-210 Middle Street Cleveland QLD 4163	SPA - 15 Day Compliance Assessment	02/11/2017	NA	Compliance Certificate Approved	2

11.2.2 DEVELOPMENT AND PLANNING RELATED APPEALS LIST – CURRENT AS AT 9 NOVEMBER 2017

Objective Reference:	A2693109 Reports and Attachments (Archives)
Authorising Officer:	Louise Rusan General Manager Community & Customer Services
Responsible Officer:	David Jeanes Group Manager City Planning & Assessment
Report Author:	Emma Martin Principal Planner

PURPOSE

The purpose of this report is for Council to note the current development and planning related appeals and other related matters/proceedings.

BACKGROUND

Information on appeals may be found as follows:

1. Planning and Environment Court

- a) Information on current appeals and declarations with the Planning and Environment Court involving Redland City Council can be found at the District Court web site using the “Search civil files (eCourts) Party Search” service: <http://www.courts.qld.gov.au/esearching/party.asp>
- b) Judgments of the Planning and Environment Court can be viewed via the Supreme Court of Queensland Library web site under the Planning and Environment Court link: <http://www.sclqld.org.au/qjudgment/>

2. Court of Appeal

- a) Information on the process and how to search for a copy of Court of Appeal documents can be found at the Supreme Court (Court of Appeal) website: <http://www.courts.qld.gov.au/courts/court-of-appeal/the-appeal-process>

3. Department of Infrastructure, Local Government and Planning (DILGP)

The DILGP provides a Database of Appeals (<http://www.dlg.qld.gov.au/resources/tools/planning-and-environment-court-appeals-database.html>) that may be searched for past appeals and declarations heard by the Planning and Environment Court.

The database contains:

- A consolidated list of all appeals and declarations lodged in the Planning and Environment Courts across Queensland of which the Chief Executive has been notified.
 - Information about the appeal or declaration, including the appeal number, name and year, the site address and local government.
-

PLANNING & ENVIRONMENT COURT APPEALS

1.	File Number:	Appeal 3641 of 2015 (MCU012812)
Applicant:		King of Gifts Pty Ltd and HTC Consulting Pty Ltd
Application Details:		Material Change of Use for Combined Service Station (including car wash) and Drive Through Restaurant 604-612 Redland Bay, Road, Alexandra Hills
Appeal Details:		Applicant appeal against refusal.
Current Status:		Appeal filed in Court on 16 September 2015. Hearing held 1-3 August 2017. Final submissions delivered on 11 October 2017. Appeal allowed

2.	File Number:	Appeal 4807 of 2016 (MCU013719)
Applicant:		IVL Group Pty Ltd and Lanrex Pty Ltd
Application Details:		Car park at 32A Teak Lane, Victoria Point (Lot 12 on SP147233)
Appeal Details:		Applicant appeal against Council refusal
Current Status:		Appeal filed 6 December 2016. Appointed experts (except planning) to meet and prepare joint reports prior to mediation. Mediation held on 7 June 2017. Hearing commenced on 21 August 2017. Awaiting Judgment.

3.	File Number:	Appeal 1476 of 2017 (MC008414)
Applicant:		Cleveland Power Pty Ltd
Application Details:		Request to extend the relevant period – Biomass Power Plant at 70-96 Hillview Road, Mount Cotton (Lot 2 on RP30611)
Appeal Details:		Appeals appeal against Council refusal
Current Status:		Appeal filed 27 April 2017.

4.	File Number:	Appeal 2377 of 2017 (MCU013735)
Applicant:		Barro Group Pty Ltd
Application Details:		Tourist Accommodation (Mount Cotton Retreat) at 315-355 West Mount Cotton Road, Mount Cotton (Lot 9 on RP186559)
Appeal Details:		Submitter appeal against Council approval
Current Status:		Appeal filed 29 June 2017. The co-respondent (the applicant) has filed a notice to withdraw their Notice of Election to Co-respond to the appeal on 24 August 2017.

5.	File Number:	Appeal 3492 of 2017 (OPW002185)
Applicant:		J Hutchinson Pty Ltd as agent for Gateway Central (QLD) Pty Ltd
Application Details:		Service Station and Retail Warehouse at 75 Boundary Street, Redland Bay (Lot 2 on RP49214)
Appeal Details:		Applicant appeal against action notice
Current Status:		Appeal filed 13 September 2017. Appeal discontinued.

6.	File Number:	Appeal 3493 of 2017
Applicant:		Gateway Central (QLD) Pty Ltd
Application Details:		Service Station and Retail Warehouse at 75 Boundary Street, Redland Bay (Lot 2 on RP49214)
Appeal Details:		Applicant appeal against an enforcement notice
Current Status:		Appeal filed 13 September 2017. Appeal discontinued.

COURT OF APPEAL MATTERS

7.	File Number:	MCU013296
Applicant:		Nerinda Pty Ltd
Application Details:		Preliminary Approval for Material Change of Use for Mixed Use Development and Development Permit for Reconfiguring a Lot (1 into 2 lots) 128-144 Boundary Road, Thornlands
Appeal Details:		Co-respondent appeal against P&E Court decision
Current Status:		Application for leave to appeal filed 23 October 2017

OTHER PLANNING & ENVIRONMENT COURT MATTERS/PROCEEDINGS

There are no other current matters.

**OFFICER'S RECOMMENDATION/
COUNCIL RESOLUTION**

Moved by: Cr T Huges

Seconded by: Cr P Gollè

That Council resolves to note this report.

CARRIED 10/0

Crs Boglary, Mitchell, Gollè, Hewlett, Edwards, Elliott, Huges, Gleeson, Bishop and Williams voted FOR the motion.

Cr Talty was absent from the meeting.

12 MAYORAL MINUTE

Nil.

13 NOTICES OF MOTION TO REPEAL OR AMEND RESOLUTIONS

Nil.

14 NOTICES OF MOTION

Nil.

15 URGENT BUSINESS WITHOUT NOTICE

Nil.

16 CONFIDENTIAL ITEMS**16.1 OFFICE OF CEO****16.1.1 REDLAND INVESTMENT CORPORATION – 2016/17 ANNUAL FINANCIAL STATEMENTS**

Objective Reference:	A2686645 Reports and Attachments
Authorising Officer:	Andrew Chesterman Chief Executive Officer
Responsible Officer:	Peter Kelley CEO Redland Investment Corporation
Report Author:	Grant Tanham-Kelly CFO Redland Investment Corporation

EXECUTIVE SUMMARY

A confidential item was presented by Chief Executive Officer.

**OFFICER'S RECOMMENDATION/
COUNCIL RESOLUTION**

Moved by: Cr M Elliott
Seconded by: Cr M Edwards

That Council resolves to note this report and attachment.

CARRIED 10/0

Crs Boglary, Mitchell, Gollè, Hewlett, Edwards, Elliott, Huges, Gleeson, Bishop and Williams voted FOR the motion.

Cr Talty was absent from the meeting.

16.2 COMMUNITY & CUSTOMER SERVICES**16.2.1 2017/2018 SPONSORSHIP APPLICATIONS ROUND 1 – OVER \$15,000**

Objective Reference:	A124439 Reports and Attachments (Archives)
Authorising Officer:	Louise Rusan General Manager Community and Customer Services
Responsible Officers:	Kim Kerwin Group Manager Economic Sustainability and Major Projects Frank Pearce Principal Adviser Strategic Partnerships
Report Author:	Angela Jones Acting Community Grants Coordinator

EXECUTIVE SUMMARY

A confidential item was presented by General Manager Community and Customer Services.

OFFICER'S RECOMMENDATION

That Council resolves as follows:

1. To accept the Sponsorship Assessment Committee's recommendations (Option 1); and
2. That this report and attachment remains confidential pending advice to applicants.

COUNCIL RESOLUTION

Moved by: Cr M Elliott
Seconded by: Cr M Edwards

That Council resolves as follows:

1. **To accept the Sponsorship Assessment Committee's recommendations (Option 1) noting the in-kind support; and**
2. **That this report and attachment remains confidential pending advice to applicants.**

CARRIED 10/0

Crs Boglary, Mitchell, Gollè, Hewlett, Edwards, Elliott, Huges, Gleeson, Bishop and Williams voted FOR the motion.

Cr Talty was absent from the meeting.

17 CLOSED SESSION**MOTION TO CLOSE THE MEETING AT 10.30AM**

Moved by: Cr M Elliott

Seconded by: Cr T Huges

That the meeting be closed to the public pursuant to Section 275(1) of the *Local Government Regulation 2012*, to discuss the following items:

16.2.2 (as listed in the agenda) MCU012812 (Appeal 3641/15) – King of Gifts Appeal Update

16.2.3 (as listed in the agenda) Appeal CA11075/17 – Nerinda Pty Ltd V Redland City Council & Others (MCU013296)

The reason that is applicable in this instance is as follows:

(f) starting or defending legal proceedings involving it

CARRIED 10/0

Crs Boglary, Mitchell, Gollè, Hewlett, Edwards, Elliott, Huges, Gleeson, Bishop and Williams voted FOR the motion.

Cr Talty was absent from the meeting.

MOTION TO REOPEN MEETING AT 10.40AM

Moved by: Cr M Edwards

Seconded by: Cr P Mitchell

That the meeting be again opened to the public.

CARRIED 10/0

Crs Boglary, Mitchell, Gollè, Hewlett, Edwards, Elliott, Huges, Gleeson, Bishop and Williams voted FOR the motion.

Cr Talty was absent from the meeting.

17.1 COMMUNITY & CUSTOMER SERVICES**17.1.1 MCU012812 (APPEAL 3641/15) – KING OF GIFTS APPEAL UPDATE**

Objective Reference:	A2708395 Reports and Attachments (Archives)
Authorising Officer:	Louise Rusan General Manager Community and Customer Services
Responsible Officers:	David Jeanes Group Manager City Planning and Assessment
Report Author:	Emma Martin Senior Appeals Planner

EXECUTIVE SUMMARY

A confidential report from the General Manager Community & Customer Services was discussed in closed session in accordance with Section 275(1) of the *Local Government Regulation 2012*.

OFFICER'S RECOMMENDATION

That Council resolves to:

1. Accept the decision of the Court and instruct Council officers to seek an adjournment for the conditions hearing scheduled for 8 December 2017; and
2. Instruct Council's solicitors to negotiate conditions with the appellant; and
3. Report back to Council on draft agreed conditions; and
4. Maintain this report as confidential.

COUNCIL RESOLUTION

Moved by: Cr M Elliott
Seconded by: Cr P Bishop

1. **Instruct Council's solicitors to seek an adjournment for the conditions hearing scheduled for 8 December 2017;**
2. **Instruct Council's solicitors to appoint a Queen Counsel (Q.C.) and junior barrister to file an application with the Queensland Court of Appeal for leave to appeal, and draft a notice of appeal, against the decision of dated 6 November 2017; and**
3. **Maintain this report as confidential.**

CARRIED 10/0

Crs Boglary, Mitchell, Gollè, Hewlett, Edwards, Elliott, Huges, Gleeson, Bishop and Williams voted FOR the motion.

Cr Talty was absent from the meeting.

17.1.2 APPEAL CA11075/17 – NERINDA PTY LTD V REDLAND CITY COUNCIL & OTHERS (MCU013296)

Objective Reference:	A2708723 Reports and Attachments (Archives)
Authorising Officer:	Louise Rusan General Manager Community and Customer Services
Responsible Officers:	David Jeanes Group Manager City Planning and Assessment
Report Author:	Emma Martin Senior Appeals Planner

EXECUTIVE SUMMARY

A confidential report from the General Manager Community & Customer Services was discussed in closed session in accordance with Section 275(1) of the *Local Government Regulation 2012*.

**OFFICER'S RECOMMENDATION/
COUNCIL RESOLUTION**

Moved by: Cr M Elliott
Seconded by: Cr T Huges

That Council resolves to:

- 1. Make a submission to the Queensland Court of Appeal outlining Council's position on the Judgment; and**
- 2. Maintain this report as confidential.**

CARRIED 9/1

Crs Mitchell, Gollè, Hewlett, Edwards, Elliott, Huges, Gleeson, Bishop and Williams voted FOR the motion.

Cr Boglary voted AGAINST the motion.

Cr Talty was absent from the meeting.

18 CONFIDENTIAL ITEM**18.1 INFRASTRUCTURE & OPERATIONS****18.1.1 SOLE SUPPLIER – CARD ACCESS SERVICES**

Objective Reference:	A124439 Reports and Attachments (Archives)
Authorising Officer:	Peter Best General Manager Infrastructure & Operations
Responsible Officer:	Kevin McGuire Group Manager Water & Waste Operations
Report Author:	Simon Waite Service Manager Networks

EXECUTIVE SUMMARY

A confidential report from the General Manager Infrastructure & Operations was presented.

**OFFICER'S RECOMMENDATION/
COUNCIL RESOLUTION**

Moved by: Cr M Elliott
Seconded by: Cr M Edwards

That Council resolve as follows:

- 1. That it is satisfied that due to the specialised nature of the services it would be impractical or disadvantageous to seek quotes or tenders for the relevant services;**
- 2. To enter into medium sized contractual arrangements with Card Access Services Pty Ltd and Payment Services Pty Ltd without first inviting written quotes pursuant to section 235(b) of the *Local Government Regulation 2012*;**
- 3. To delegate authority to the Chief Executive Officer under section 257(1)(b) of the *Local Government Act 2009* to make, vary and discharge all related documentation; and**
- 4. That this report and attachment remain confidential until the contract is signed by all parties.**

CARRIED 10/0

Crs Boglary, Mitchell, Gollè, Hewlett, Edwards, Elliott, Huges, Gleeson, Bishop and Williams voted FOR the motion.

Cr Talty was absent from the meeting.

19 MEETING CLOSURE

There being no further business, the Mayor declared the meeting closed at 10.44am.

Signature of Chairperson: _____

Confirmation date: _____